Rock River Water Reclamation District
Rockford, Illinois

Not to be used for bidding purposes

Bidding Requirements and Contract Forms

for

Collection System Repairs 2020-2021

Capital Project No. 2154

Bid Doc. No. 20-404

Rock River Water Reclamation District
Rockford, Illinois

Bidding Requirements and Contract Forms
and
General Provisions and Technical Specifications
for
Sanitary Sewer Construction

for

Collection System Repairs 2020-2021

Capital Project No. 2154

Not to be used for bidding purposes

Board of Trustees

Richard Pollack . . . . . President
John Sweeney . . . . . Vice President
Ben Bernsten . . . . . Clerk/Treasurer
Donald Massier . . . . . Trustee
Elmer Jones . . . . . Trustee

Officials

Timothy S. Hanson . . . . . Executive Director
Christopher T. Baer, PE . . . . . Director of Engineering

Table of Contents

I. Bidding Requirements

Article 1 Notice to Bidders

Article 2 Instructions to Bidders
1 General
2 Legal Requirements
3 General Instructions

Article 3 Detailed Specifications
1 General
2 Notifications, Access and Special Considerations
3 Permit Requirements
4 Sanitary Sewer Collection System Repair
5 Manholes
6 Bedding, Backfill and Compaction
7 Remove Sanitary Manhole
8 Bypass Pumping
9 Sewer Service Replacement
10 Sewer Service Reconnection
11 PCC Curb and Gutter Removal / Replacement
12 PCC Sidewalk Removal / Replacement
13 Pavement Removal
14 Dewatering
15 Erosion Control
16 Tree Removal and Trimming
17 Restoration and Seeding
18 Pavement Restoration
19 Utility Relocation
20 Safety and Traffic Control
21 Quality Control, Tests and Certification

II. Contract Forms
Proposal
Affidavit of Compliance
Bid Bond
Agreement
Performance Bond
Labor & Material Payment Bond

III. Repairs List

IV. Location Maps and Supporting Information

V. Detailed Drawings

Not to be used for bidding purposes

VI. General Provisions and Technical Specifications for Sanitary Sewer Construction (separate document incorporated by reference)

Not to be used for bidding purposes

Section I

Bidding Requirements

Not to be used for bidding purposes

Article 1 — Notice to Bidders

The Rock River Water Reclamation District (District) will receive signed and sealed bids for the Collection System Repairs 2020-2021, Capital Project No. 2154, at the District office located at 3501 Kishwaukee Street, Rockford, Illinois until 10:00 a.m. on Tuesday, July 21, 2020, at which time and place responsive / responsible bids will be publicly opened and read aloud. Please note that bid packets must be date-stamped and initialed by the District receptionist prior to placing in the blue bid box in the entrance/foyer of the Steve Graceffa Administration Building.

The Collection System Repairs 2020-2021, Capital Project No. 2154, consists of various repairs to existing sanitary sewer facilities throughout the District. Work includes removal and disposal of existing manholes, pipe, fill material and pavements, installation of new manholes, pipe, service connections, cleanouts, pavement restoration and all other appurtenances indicated in the contract documents.

Bidder's attention is called to Article 2 – Instructions to Bidders 3.8 requirements for Statement of Qualifications. Bidder must have a permanent business office within forty (40) miles of the District office at 3501 Kishwaukee Street in Rockford, IL.

All underground construction, paving, testing, and restoration shall be completed by October 31, 2020 Liquidated damages shall be $300.00 per calendar day.

Bid documents may be obtained at a cost of $50.00 per set (non-refundable) by contacting the District Engineering Department at 815.387.7660.

Plans and specifications may also be viewed at the offices of the Northern Illinois Building Contractors Association at 1111 S. Alpine Rd, Rockford, IL. For more information, visit the District website at www.rrwrd.dst.il.us.

All construction will be done in accordance with specifications on file with the District, including the *General Provisions and Technical Specifications for Sanitary Sewer Construction* (Current Edition) of the Rock River Water Reclamation District of Rockford.

Each Proposal must be accompanied by the District Bid Bond form with an acceptable Bid Security attached, in the amount of five percent (5%) of the total bid price. This amount is a guarantee that, if the Proposal is accepted, a Contract will be entered into and its performance properly secured.

The successful bidder will be required to furnish a satisfactory Performance Bond in the full amount of the Bid or Proposal. No Bid shall be withdrawn without the consent of the District for a period of sixty (60) days after the scheduled time of receiving Bids.

Not to be used for bidding purposes

The District, reserves the right to reject any or all bids, or any part thereof, or to accept any bid or any part thereof, or to waive any formalities in any bids, deemed to be in the best interest of the District.

Dated this 6th day of July, 2020.

BY: Joseph W. Hanley, Legal Director

Not to be used for bidding purposes

Article 2 — Instructions to Bidders

1 General

1.1 Scope and Intent

This section of the contract documents is concerned with furnishing detailed information and requirements for preparing bids to prospective bidders, bidders' responsibility, the preparation and the submission of bids, basis for awarding the contract and other general information concerned with bidding and executing the contract.

1.2 Contradictions

If in the case of apparent contradiction between or among the Contract Documents, the Contract Documents shall be consulted in the following order: Addenda, Agreement, Supplementary Drawings, Instructions to Bidders, Detailed Specifications, Plans, District General Provisions and Technical Specifications for Sanitary Sewer Construction. The language in the first such document in which language regarding the conflict, error or discrepancy occurs shall control.

Not to be used for bidding purposes

2 Legal Requirements

2.1 Illinois Regulations

1. Public Act 100-1177 requires the Bidder to comply with prevailing wages in accordance with the Illinois Department of Labor Standards. The State of Illinois requires contractors and subcontractors on District projects to submit certified payroll reports via the State's Certified Transcript of Payroll Portal currently found at: https://www2.illinois.gov/idol/Laws-Rules/CONMED/Pages/certifiedtranscriptofpayroll.aspx. The Bidder is responsible for verifying current information at the State's website.
2. Public Act 83–1030 entitled "Steel Products Procurement Act" requires that steel products used or supplied in performance of this contract or subcontract shall be manufactured or produced in the United States with three exceptions.

   The provisions of this Section shall not apply:

   a. Where the contract involves an expenditure of less than $500.
   b. Where the executive head of the public agency certifies in writing that
      i. the specified products are not manufactured or produced in the United States in sufficient quantities to meet the agency's requirements, or
      ii. obtaining the specified products, manufactured or produced in the United States would increase the cost of the contract by more than 10%.
   c. When its application is not in the public interest.

2. Public Act 96-929 (30 ILCS 570) provides that Illinois residents be employed on Illinois public works projects, provided there has been a period of excessive unemployment (5%) in the State of Illinois as defined in the Act; and, further, that Illinois workers are available and capable of performing the particular type work involved.

3. Public Act 99-0933 requires that any party to a contract adopt and promulgate written sexual harassment policies that include, as a minimum, the following information:
    a. the illegality of sexual harassment
    b. the definition of sexual harassment under Illinois State law
    c. a description of sexual harassment, utilizing examples
    d. my (our) organization's internal complaint process including penalties
    e. the legal recourse, investigative and complaint process available through the Illinois Department of Human Rights and the Illinois Human Rights Commission
    f. directions on how to contact the Department and the Commission
    g. protection against retaliation as provided by Section 6-101 of the Illinois Human Rights Act

    Upon request, this information shall be provided to the Illinois Department of Human Rights and the District.
4. With regard to nondiscrimination in employment, the Contractor for this project will be required to comply with the Illinois Fair Employment Practices Commission's Rules and Regulations.
5. The Contractor for this project shall comply with the Occupational Safety and Health Act.
6. The Contractor for this project shall comply with the Federal Drug-Free Workplace Act.
7. Public Act 96-1416 requires the Certification of Clean Construction and Demolition Debris (CCDD) and uncontaminated soil prior to disposal at a CCDD fill site. The Contractor for this project shall comply with Public Act 96-1416 and be responsible for the certifications and any fees associated with the disposal at a CCDD fill site.
    a. In the event that contaminated soil is uncovered on the project, the Contractor shall notify the District immediately. Any extra costs resulting from the presence of contaminated soil shall be evaluated in accordance with District General Provisions & Technical Specs for Sanitary Sewer Construction, General Conditions: Article 5 – Time Provisions and Article 8 – Changes.

2.2 Americans with Disabilities Act

The Contractor for this project will comply with all applicable requirements of the Americans with Disabilities Act of 1990 (ADA). The Contractor will hold harmless and indemnify Rock River Water Reclamation District (District) and their representatives from all:

1. suits, claims, or actions
2. costs, either for defense (including but not limited to reasonable attorney's fees and expert witness fees) or for settlement
3. damages of any kind (including but not limited to actual, punitive, and compensatory damages)

relating in any way to or arising out of the ADA, to which said firm is exposed or which it incurs in the execution of the contract.

Not to be used for bidding purposes

3 General Instructions

3.1 Bidder's Responsibility

Bidders are cautioned not to submit proposals until having carefully examined the entire site of the proposed work and adjacent premises and the various means of approach and access to the site, and having made all necessary investigations to inform themselves thoroughly as to the facilities for delivering, placing and handling the materials at the site, and having informed themselves thoroughly as to all difficulties involved in the completion of all the work under this Contract in accordance with its requirements.

Bidders must examine the Plans, Specifications and other Contract Documents and shall exercise their own judgment as to the nature and amount of the whole of the work to be done and for the bid prices must assume all risk of variance, by whomsoever made, in any computation or statement of amount or quantities necessary to complete fully the work in strict compliance with the Contract Documents. The Bidder must satisfy himself by making borings or test pits, or by such methods as he may prefer, as to the character and location of the materials to be encountered or work to be performed. No pleas of ignorance of conditions that exist or that may hereafter exist, or of conditions or difficulties that may be encountered in the execution of the work under this Contract, as a result of failure to make the necessary examinations and investigations, will be accepted as an excuse for any failure or omission on the part of the Contractor to fulfill, in every detail, all of the requirements of the Contract Documents, or will be accepted as a basis for any claims whatsoever for extra compensation or for an extension of time.

The Contractor is responsible for verifying the location of all existing utilities in the project areas.

The Bidder, therefore, shall satisfy himself by such means as he may deem proper as to the location of all structures that may be encountered in construction of the work.

3.2 Addenda and Interpretations

No interpretation of the meaning of the Plans, Specifications, or other Contract Documents will be made to any bidder orally. Every request for such interpretation must be in writing addressed to the Rock River Water Reclamation District, 3501 Kishwaukee Street, Rockford, Illinois. To be given consideration, such request must be received at least five (5) days prior to the date fixed for the opening of bids. Any and all such interpretations and any supplemental instructions will be in the form of written addenda which, if issued, will be sent by email, fax, or certified mail with acknowledgement of receipt requested, to all prospective bidders, at the respective addresses furnished for such purposes, not later than three (3) days prior to the date fixed for the opening of bids. Failure of any bidder to receive any such addenda or interpretation shall not relieve said bidder from any obligation under his bid as submitted. All addenda so issued shall become part of the Contract Documents.

3.3 Laws and Regulations

The prospective bidder is warned that he must comply with all laws of the United States Government, State of Illinois, all ordinances and regulations of the District in the performance of the work under this contract. The Bidder's attention is specifically called to that provision of the General Conditions regarding the rate of wage to be paid on the work.

3.4 Quantities Estimated Only

Bidders are warned that the estimate of quantities of the various items of work and materials, as set forth in the proposal form, is approximate only and is given solely to be used as a uniform basis for the comparison of bids. The quantities actually required to complete the contract work may be less

Not to be used for bidding purposes

or more than so estimated, and if awarded a contract for the work specified, the Contractor further agrees that he will not make any claim for damages or for loss of profits or for an extension of time because of a difference between the quantities of the various classes of work assumed for comparison of bids and quantities of work actually performed.

3.5 Form, Preparation, and Presentation of Proposals

For particulars as to the quantity and quality of the supplies, materials and equipment to be furnished, and the nature and extent of the work or labor to be done, prospective bidders are referred to the Contract Documents, which may be examined or obtained at the office of the District.

Each bid will be submitted upon the prescribed proposal form. All blank spaces for bid prices must be filled in, in ink, with the unit or total sum or both for which the proposal is made. If the proposal contains any omissions, erasures, alterations, additions or items not called for in the itemized proposal, or contains irregularities of any kind, such may constitute sufficient cause for rejection of bid. In case of any discrepancy in the unit price or amount bid for any item in the proposal, the unit price as expressed in figures will govern. In no case is the agreement form to be filled out or signed by the bidder.

Bidders may opt to contact the District's Engineering Department at 815.387.7660 to obtain an electronic Proposal form. If used, this form must be attached to the hard copy proposal form and appropriately signed and executed with the bid.

The bid must be verified and be presented on the prescribed form in a sealed envelope on or before the time and at the place stated in the Advertisement for Bids, endorsed with the name of the person, firm or corporation presenting it, the date of presentation, and the title of the work for which the bid is made. If forwarded by mail, the sealed envelope containing the proposal and marked as directed above, must be enclosed in another envelope addressed to Clerk of the Rock River Water Reclamation District, 3501 Kishwaukee Street, Rockford, Illinois, 61109 and be sent preferably by certified mail. The District will not accept facsimile generated bids.

3.6 Bid Security

Each proposal must be accompanied by the District Bid Bond form with an acceptable Bid Security attached, in the amount specified in Article One, Notice to Bidders. This sum is a guarantee that, if the Proposal is accepted, a contract will be entered into and its performance properly secured. The District's Bid Bond Form included in the bid packet must be used. No other Bid Bond form may be substituted.

Within ten (10) days after the opening of bids, the deposits of all but the three lowest bidders will be returned. The deposits of the remaining two unsuccessful bidders will be returned within three (3) days after the execution of the contract, or, if no such contract has been executed, within sixty (60) days after the date of opening bids. The deposit of the successful bidder will be returned only after he has duly executed the contract and furnished the required bond and insurance.

3.7 Affidavit of Compliance

Each proposal must be accompanied by an executed Affidavit of Compliance. A separate Affidavit of Compliance form is enclosed with the Proposal packet. Failure to submit an executed Affidavit of Compliance with the proposal may constitute sufficient cause for rejection of the bid.

3.8 Statement of Qualifications

Each proposal must be accompanied by a Statement of Qualifications certifying that the bidder is registered to do business in the State of Illinois, has a permanent business office within forty (40) miles of the District office at 3501 Kishwaukee Street in Rockford, IL, and provides documentation that the bidder possesses the appropriate financial, material, equipment, facility and personnel

Not to be used for bidding purposes

resources and expertise necessary to meet all contractual obligations. The bidder shall document no less than three (3) contracts for sanitary sewer system within the past five (5) years having equal or greater value to the bid being submitted. The District reserves the right to request additional information as needed to evaluate bids prior to making an award.

3.9 Comparison of Proposals

Bids on item contracts will be compared on the basis of a total computed price arrived at by taking the sum of the estimated quantities of each item, multiplied by the corresponding unit prices and including any lump sum bids on individual items, in accordance with the estimate of quantities set forth in the proposal form. Bids on lump sum contracts will be considered upon the basis of the lowest sum bid.

3.10 Acceptance of Bids and Basis of Award

No bidder may withdraw his bid after the scheduled closing time for receipt of bids, for at least sixty (60) days.

The contract will be awarded, if at all, to the lowest responsive, responsible bidder. The Rock River Water Reclamation District also reserves the right to reject any or all bids.

The bidder whose proposal is accepted shall enter into a written contract for the performance of the work and furnish the required bonds and insurance certificate within ten (10) days after written notice by the Engineering Manager of the District has been served on such bidder personally or by mailing a postpaid wrapper to such bidder at the address given in his proposal. If the bidder to whom the contract is awarded refuses or neglects to execute it or fails to furnish the required bond and insurance within five (5) days after receipt by him of the notice, the amount of his deposit shall be forfeited and shall be retained by the District as liquidated damage and not as a penalty. It being now agreed that said sum is a fair estimate of the amount of damages that the District will sustain in case said bidder fails to enter into a contract and furnish the required bond and insurance. No plea of mistake in the bid shall be available to the bidder for the recovery of his deposit or as a defense to any action based upon the neglect or refusal to execute a contract.

3.10.1 Evaluation of Responsiveness

The responsiveness of bidders will be judged on the basis of the completeness of the bid submitted. To be responsive, a Bid must be submitted on the forms provided as part of the Bid Documents and comply with all the requirements of the Instruction to Bidders.

3.10.2 Evaluation of Responsibility

To be judged as responsible, the bidder shall:

a. Have adequate financial resources for performance, the necessary experience, organization, technical qualifications, and facilities, or a firm commitment to obtain such by subcontracts;

b. Be able to comply with the required completion schedule for the project;

c. Have a satisfactory record of integrity, judgment, and performance, including, in particular, any prior performance on contracts from the District;

d. Have an adequate financial management system and audit procedures, that provide efficient and effective accountability and control of all property, funds, and assets;

e. Conform to the civil rights, equal employment opportunity and labor law requirements of the Bid Documents.

Not to be used for bidding purposes

f. Have satisfactorily completed no less than three (3) sanitary sewer system contracts within the past five (5) years of equal or greater value to the bid being submitted.

3.11 The Rejection of Bids

The District reserves the right to reject any bid if the evidence submitted in the statement of the bidder's qualifications, or if investigation of such bidder fails to satisfy the District that such bidder is properly qualified to carry out the obligations and to complete the work contemplated therein. Any or all proposals will be rejected if there is reason to believe that collusion exists among the bidders. Conditional bids will not be accepted. The District reserves the right to reject any and all bids and to accept the bid which they deem most favorable to the interest of the District after all proposals have been examined and canvassed.

3.12 Insurance and Bonding

Contractor shall provide all necessary insurance and bonds required to complete the project. No more than ten (10) calendar days subsequent to the District's issuance of an award letter, the Contractor shall provide documentation to prove that he has obtained all required insurance and bonds. The District shall be the sole judge as to the acceptability of any such proof.

Contractor shall provide and maintain all insurance and bonds as required by the District.

3.12.1 General

The Contractor shall ensure that:

1. All insurance policies shall be specific to the project.
2. The insurance certificate shall state: This certifies that the insurance coverage meets or exceeds that required for the 2020-2021 Collection System Repairs, Capital Project No. 2154
3. The District shall be named as Additional Insured in all policies; this shall include the Owners Contractors Protective Policy option.
4. All completed operations coverages and bonds shall remain in force for a period of two (2) years following acceptance of the project and completed operations shall stay in force for two (2) years following completion of the project.

3.12.2 Insurance

The Contractor shall, for the duration of the contract and for two (2) years following project acceptance, maintain the following:

1. General Liability: $1,000,000 combined single limit per occurrence for bodily injury, personal injury and property damage. If Commercial General Liability Insurance or other form with a general aggregate limit is used, either the general aggregate limit shall apply separately to this project or the general aggregate limit shall be twice the required occurrence limit. The Contractor shall provide "XCU" coverage.
2. Automobile Liability: $1,000,000 combined single limit per accident for bodily injury and property damage including coverages for owned, hired or non–owned vehicles, as applicable.
3. Workers' Compensation and Employers Liability: Workers' Compensation limits as required by statute and Employers Liability limits of $500,000 per accident and $500,000 per disease.
4. Umbrella: $2,000,000 per occurrence/aggregate for contracts valued at $500,000 or over, or $1,000,000 for contracts below $500,000. $10,000 is maximum allowable self-retained limit.

Not to be used for bidding purposes

5. Errors and Omissions: If the Contractor performs professional services, he shall maintain errors and omissions insurance with a limit no lower than $1,000,000 for the duration of the contract.

The policies shall contain, or be endorsed to contain, the following provisions in the General Liability and Automobile Liability Coverage's:

a. Unless otherwise provided in paragraph "c" of this section, the District, its officers, officials, employees and volunteers shall be covered as additional insureds as respects liability arising out of activities performed by or on insured's general supervision of the Contractor, products and completed operations of the Contractor, premises owned, occupied or used by the Contractor, or automobiles owned, leased, hired or borrowed by the Contractor. The coverage shall contain no special limitations on the scope of protection afforded to the District, its officers, officials, employees, volunteers, or agents.
b. Unless otherwise provided in paragraph "c" of this section, the Contractor's insurance coverage shall be primary insurance as respects the District, its officers, officials, employees, volunteers, and agents. Any insurance or self-insurance maintained by the District, its officers, officials, employees, volunteers, or agents shall be excess of the Contractor's insurance and shall not contribute with it.
c. As an acceptable alternative to provisions "a" and "b" of this section, the Contractor may provide owner's and contractor's protective liability insurance with coverage limits, named insureds, and in conformity with all applicable specifications of this section.
d. Any failure to comply with reporting provisions of the policies shall not affect coverage provided to the District, its officers, officials, employees, volunteers, or agents.
e. The Contractor's insurance shall apply separately to each insured against whom claim is made or suit is brought, except with respect to the limits of the insurer's liability.
f. All Coverages — Each insurance policy required by this clause shall not be suspended, voided, canceled by either party, reduced in coverage, or in limits except after thirty (30) days' prior written notice by certified mail, return receipt requested, has been given to the District.

3.12.3 Best's Ratings

The District shall be the sole judge of whether or not said insurer's ratios are satisfactory. The District's decision shall be final and the District's bidding procedures contain no appeal provision.

1. Alphabetical Rating: For purposes of this Request for Bids, "insurer" shall mean any surety, insurance carrier, or other organization which proposes to provide an insurance policy or bond for the Contractor. No insurer or surety rated lower than "A-, Excellent" in the current *Best's Key Rating Guide* shall be acceptable to the District.

2. Financial Size Rating: Provided an insurer's alphabetical rating is satisfactory, the District will examine said insurer's financial size rating.

a. If Best classifies the insurer XII or larger, said insurer shall be acceptable to the District.
b. If Best classifies the insurer as smaller than XII, but larger than VI, said insurer shall be submitted to the District's Business Manager and/or the District's insurance consultant for review.

Financial Size ratings less than VII are not acceptable and will disqualify the Contractor.

Not to be used for bidding purposes

3.12.4 Performance Bond and Labor & Materials Payment Bond Form

The Contractor shall provide a Performance Bond and Labor & Materials Payment Bond form acceptable to the District. The performance bond shall be for either 100% of the contract price or for the Contractor's unit price times the estimated number of units, as applicable.

This Request for Bids contains a Performance Bond and a Labor & Material Bond form for the Contractor's use.

If the Contractor fails to provide acceptable bonds within the specified time, he shall be in default.

3.12.5 Correction of Contractor's Insurance or Bond Deficiencies

If the District determines that the Contractor's insurance or bond documentation does not conform to these specifications, the District shall inform said Contractor of the non-conformity. If said Contractor fails to provide conforming insurance or bond documentation within five (5) calendar days of the District's deficiency notice, he shall be in default.

3.12.6 Indemnification Clause

Contractor shall protect, indemnify, hold and save harmless and defend the District, its officers, officials, employees, volunteers, and agents against any and all claims, costs, causes, actions and expenses, including but not limited to attorney's fees incurred by reason of a lawsuit or claim for compensation arising in favor of any person, including the employees, officers, independent contractors, or subcontractors of the Contractor or District, on account of personal injuries or death, or damages to property occurring, growing out of, incident to, or resulting directly or indirectly from the performance by the Contractor or subcontractor, whether such loss, damage, injury or liability is contributed to by the negligence of the District or by premises themselves or any equipment thereon whether latent or patent, or from other causes whatsoever, except that the successful bidder shall have no liability for damages or the costs incident thereto caused by the sole negligence of the District.

The indemnification shall not be limited by a limitation on amount or type of damages payable by or for the Contractor or its subcontractor under any employee benefits act including, but not limited, to the Workers Compensation Act.

No inspection by the District, its employees, or agents shall be deemed a waiver by the District of full compliance with the requirements of the Contract. This indemnification shall not be limited by the required minimum insurance coverages in the Contract.

3.13 Tax Exemption

The District is exempt, by law, from paying bidder Federal Excise Tax and Illinois Retailers' Occupational Tax. Therefore, the bidder shall exclude those taxes from his bid. The District's tax exemption number is E9992-3696-06. The bidder shall include all applicable taxes in his bid price.

Not to be used for bidding purposes

Article 3 – Detailed Specifications

1 General

This article contains detailed specifications relating to proposal items. The work to be done under each item is discussed along with units for payment and measurement for payment. However, the descriptions given do not necessarily outline all the work to be done under any item. In addition, work shall conform to the following technical specifications: Standard Specifications for Water and Sewer Main Construction in Illinois, current edition, and Rock River Water Reclamation District (District) General Provisions and Technical Specifications for Sanitary Sewer Construction. When referenced, work shall conform to the Illinois Department of Transportation's (IDOT) Standard Specifications for Road and Bridge Construction, current edition.

Throughout these specifications, the terms "Owner", "District", and "Engineer" shall be synonymous.

In case of apparent contradictions between Article 3 - Detailed Specifications, IDOT Standard Specifications, and General Provisions and Technical Specifications for Sanitary Sewer Construction, Article 3 - Detailed Specifications shall govern.

Utility locations shown on the plans approximate and are not guaranteed. The orientation and location (horizontal and vertical) of all existing underground utilities, such as gas mains, water mains, electric lines, field tiles, irrigation pipes, etc., shall be ascertained by the Contractor. The Contractor shall assume full responsibility locating all utilities.

The general location of the proposed sewer is governed by existing field conditions. Minor adjustments in alignments may be made to facilitate construction operations with prior District approval.

Any construction not supervised by a District Inspector will not be accepted.

No work shall be permitted on Sundays or District Holidays without prior approval by the District Director of Engineering.

Suppliers shall implicitly warrant that their products and product components are suitable and appropriate for the intended use and that they are free from all material, design, or workmanship defects. Said warranty shall inure to the benefit of the District. The foregoing shall apply to all products and product components, whether constructed as directed by the Contract documents or produced by an outside source.

District will not supervise, direct, control, have authority over or be responsible for the Contractor's means, methods, techniques, sequences, procedures of construction, safety precautions and programs incident thereto, or for any failure by the Contractor to comply with all applicable laws and regulations in performance of the specified work. The District will not be responsible for the Contractor's failure to perform or furnish the work in accordance with the contract documents.

Not to be used for bidding purposes

2 Notification, Access and Special Considerations

2.1 General

Contractor shall notify all affected residents or businesses of the impending construction project a minimum of forty-eight (48) hours minimum prior to the start of construction.

The Contractor shall provide access to the residences and/or businesses, schools, etc., at all times (i.e. drives, roadways, ramps, etc., must remain open or acceptable alternate access must be provided) over the course of this Contract.

2.2 Specific Site Considerations

Item No. 3 – Bishop Washington Ave.: Notify St. Paul Lutheran Church and School at school.office@stpaulrockford.org.

Item No. 13 – Easement: Provide 1-week advanced notice to resident of 1407 S. Central Ave. Contractor shall attend on-site meeting if requested by District Inspector or resident. Coordinate meeting with District Inspector, as required.

Item No. 19 – Easement: Provide 1-week advanced notice to residents of 2209 and 2203 Edgebrook Dr. Contractor shall attend on-site meeting if requested by District Inspector or resident. Coordinate meeting with District Inspector, as required.

Item No. 20 – Highcrest Rd.: Notify Christ United Methodist Church – Alpine Center at (815) 399-5910.

2.3 Submittals – Not Used

2.4 Payment

Payment for notification, access, and special conditions shall be included in the contract lump sum (LS) price per each applicable Collection System Repair.

3 Permit Requirements

3.1 General

The Contractor shall comply with the requirements of any and all permits obtained and required for the construction of this project, including but is not limited to, Army Corps of Engineers, Illniois Department of Natural Resources (IDNR), City of Rockford, etc. The Contractor shall provide all insurance, bonds, etc., as required by the necessary permits. The Contractor shall also obtain and comply with any additional permits that may be required for the completion of this project.

The City of Rockford will require a right-of-way permit for all Collection System Repairs located in City of Rockford Right-of-Way. Traffic control plans as required by the City of Rockford shall be reviewed and approved prior to the start of construction. Contact Jordan Masemore at 779.348.7174 or Jordan.masemore@rockfordil.gov.

Not to be used for bidding purposes

For all work within Rockford Township right-of-way, contact Barry Palm at 815.222.6851 or barrypalm@rockfordtownshipil.gov.

3.2 Submittals

1. Copies of signed permits as applicable.

3.3 Payment

Payment for procurement of and compliance with any permits required shall be included in the contract lump sum (LS) price per each applicable Collection System Repair.

Not to be used for bidding purposes

4 Collection System Repair

4.1 General

Work under this item includes permits, mobilization/transportation, site access, site preparation, supervision, and all labor, equipment and materials needed to complete main line repairs on existing sanitary sewers of various diameters and materials with new sanitary sewer pipe on grade and in line. Work shall also include manhole removal and replacement, existing manhole invert reconstruction, inside and outside drop connection removal and replacement, disposal of removed materials, traffic control, temporary by-pass pumping, pipe bedding and backfill, compaction, pavement restoration, construction easement acquisition, trench dewatering, utility relocation and/or removal and replacement, all site and property restoration, grading, erosion control, dust control, tree trimming and removal, and any ancillary items necessary for the completion of this project not specifically provided for herein.

The lengths of the collection system repairs indicated in *Section III* are estimated only. The Contractor's lump sum price per Collection System Repair shall be based on the length shown with an allowance of up to 10.0' of pipe per connection. This allowance for additional pipe is also applicable to pipe used to connect new manholes. Connection shall be made to structurally sound pipe with positive slope as verified by a District Inspector. If additional pipe replacement is required, over and above the 10.0' of additional pipe, the District will reimburse the Contractor on a time and material basis.

The District has completed internal televising of all existing sewers on this project. Video Reports are available for viewing at the District's office during normal working hours (8:00 a.m. – 4:30 p.m.). Location maps for repairs are provided in *Section IV* of these specifications. Where work includes removal and replacement of an existing manhole, a manhole inspection report is attached.

The Contractor shall be responsible for locating the main line repair limits in the field; both for the JULIE locate and repair. Sewer service locations shown on the location maps are not exact.

Contractor shall field verify the depth of all Collection System Repairs on this project. The depths indicated are based on TV inspections from manholes on standard televising setups and at the downstream manhole on reverse televising setups. Depth and inverts on supplied maps are based upon most the recent District inspection.

The Contractor shall be responsible for any costs associated with corrective measures required to repair or replace items not meeting the requirements of these specifications as determined by the District.

4.2 Pipe Materials

All materials, pipes and fittings shall be transported, handled, delivered and stored as recommended by the manufacturer. Any new pipe or fittings damaged before or during construction shall be replaced as recommended by the manufacturer or as required by the District, at the Contractor's sole expense.

Any 9” diameter clay pipe encountered shall be replaced with 10” diameter PVC pipe.

4.2.1 Sanitary Sewer Main

8” through 15” Diameter PVC pipe shall be SDR 35 PVC pipe meeting the requirements of ASTM D3034. Joints shall conform to ASTM D3212.

18” through 36” Diameter PVC pipe shall meet the requirements of ASTM F679. Joints shall conform to ASTM D3212.

4.2.2 Sanitary Sewer Services

PVC Pipe shall be watermain quality SDR 26 pipe meeting the requirements of ASTM D2241 with O-ring joints per ASTM D3139. Where required or specified, PVC Pipe shall be Schedule 40 PVC meeting the requirements of ASTM D1785 and D2665. Solvent weld joint shall meet the requirements of ASTM D2855

4.2.3 Transition Couplings

Clay-to-PVC and cast iron or ductile iron-to-PVC pipe transition couplings shall be Fernco 5000 or LDC series (as required by pipe diameter) or Mission Flex-Seal ARC shear resistant or District-approved repair couplings, made of flexible PVC compound with 316 stainless steel clamps and stainless steel rings. Transition couplings shall conform to applicable parts of ASTM D5926 and C1173.

4.2.4 Material Tests

All material tests shall be made in accordance with manufacturer and District requirements and shall comply with all applicable ASTM specifications. Manufacturer material specifications and certifications for all castings, pipes, fittings, connectors, adapters, etc., must be furnished, upon request, for all materials to be used under this contract.

4.3 Submittals

The Contractor shall submit the following items for review and approval:

1. Pipe, fitting, and repair coupling material specifications.
2. Detailed Project Schedule; including specific collection system repair numbers from list provided in *Section III*.

Not to be used for bidding purposes

4.4 Measurement and Payment

Payment for Collection System Repairs shall be made at the contract lump sum (LS) price for each individual Collection System Repair.

5 Manholes

5.1 General

Work under this item shall include all labor, equipment, and materials required to construct pre-cast concrete sanitary manholes including connecting to existing sanitary sewers in accordance with the District's Standard Detail Sheet and General Provisions and Technical Specifications. Work includes furnishing and installing a District-approved manhole frame and lid (Neenah R-1670, R1915J, or East Jordan E-1117) adjusted to grade as indicated on the project location maps provided in *Section IV* or as specified in this section; Contractor shall field-verify all proposed rim elevations. District- approved manhole steps shall be provided with a maximum spacing of 16". The top of the pre-cast cone section shall be at an elevation to allow for adjustment of frame (12" maximum) without disturbing the cone section.

Unless otherwise specified or shown, manhole frames shall be set at one inch (1") above finish grade in turf areas and at finished grade in paved areas. Concrete adjusting rings shall be standard reinforced concrete pipe pattern. Minimum ring thickness shall be two inches (2"). Maximum ring thickness shall be twelve inches (12"). Adjustment rings shall conform to ASTM C478 and ASTM C139, latest revision. Concrete for adjusting rings: Class "A" as specified in T.S. 5:3(a) in the District's General Provisions and Technical Specifications for Sanitary Sewer Construction.

All adjusting ring joints shall be sealed watertight by means of EZ Stik, Kent-Seal, or equal (including cast iron frame to concrete adjusting ring). Minimum adjusting ring placement height is four inches (4"). Maximum adjusting ring placement height is twelve inches (12"). No more than thirty inches (30") from the top of casting to the first step will be allowed. A maximum of one (1) 2" adjusting ring will be allowed. Joint between adjusting rings and casting shall be watertight by means of a butyl material seal (E-Z Stik, Kent-Seal, or equal).

No adjusting rings are required for manholes in turf areas or with roadway having curb and gutter.

In roadways only: metal or plastic shims will be required if the casting in the roadway must be pitched to accommodate roadway pavement. Shims must be equally spaced with no more than one-inch (1") of total adjustment. No butyl materials seal (E-Z Stik, Kent-Seal, or equal) will be used under the casting. The void area between the casting, and masonry shall be grouted from the outside to the inside face of the adjusting ring, filling the entire void. No trench compaction shall take place until the grout has cured and hardened to the District's satisfaction. Final manhole adjustment shall meet additional requirements of the applicable roadway authority.

Unless noted otherwise, manhole bases shall be constructed in the factory with only the opening for the pipe coming out of the manhole (with District-approved gasket) cast in place. The openings for the pipes coming into the manhole shall be core-drilled in the field. A flexible pipe to manhole connector (PSX Positive Seal Gasket System with Power Sleeve Expansion or other District-approved connector) shall be installed in the field.

Not to be used for bidding purposes

All connections to the new manholes shall be made with PVC SDR 35 Pipe (ASTM 3034) diameters of 8” through 15”, and ASTM F679 for diameters of 18” through 36”. A minimum of 3.0’ of new PVC pipe shall be installed at each connection to existing sanitary sewer.

The Contractor shall install a District-approved external chimney seal on all proposed manholes as indicated on the Standard Detail Sheet. The Contractor shall install District-approved external seals on all manhole barrel section joints (Cretex Mac Wrap or CANUSA Wrapid Seal).

All new manholes shall be vacuum tested per ASTM C124493 Standard Test Method for Concrete Sewer Manholes by the Negative Pressure (Vacuum) Test prior to placing into service.

For all new manholes, and where manhole invert reconstructions are required, the Contractor shall construct a paved manhole bench in each manhole per the District’s Standard Detail Sheet or per the District’s direction. Manhole benches shall have a minimum slope of two inches (2”) per foot.

Pipe connections to new manholes shall be made by means of a watertight flexible pipe-to-manhole connector meeting the requirements of ASTM C923. The design shall be in accordance with the manhole and pipe manufacturer requirements and shall receive prior District approval. All sanitary manholes equal to or greater than twenty-two feet (22’) deep shall use pipe-to-manhole gaskets rated to a minimum of 15 psi hydrostatic pressure (A LOK model X-CEL or District-approved equivalent).

Flat tops will not be permitted on four foot (4’) diameter manholes; eccentric cone sections must be a component of these manholes unless otherwise noted.

Manholes identified with inside drop connections shall utilize a Reliner inside drop bowl assembly as manufactured by Reliner-Duran, Inc. Drop connections shall be sized as per the manufacturer’s recommendations. All mounting and connecting hardware shall be of stainless steel construction.

The Contractor shall be responsible for verifying all manhole depths, pipe slopes and angles.

5.2 Submittals

1. Manhole shop drawings including a specific detail for each manhole showing the number and height of barrel sections, height of cone section, number and size of adjusting rings, location and spacing of steps and invert elevations of all pipes. A plan view shall be provided showing the orientation of pipe openings.
2. Manhole frames and lid material specifications.
3. Chimney seal material specifications.
4. Barrel joint seal material specifications.
5. Manhole to pipe connection seal material specifications.
6. Manhole step material specifications.
7. Sealant material specifications, including water stop for doghouse manholes.
8. Drop assembly material specifications (as applicable).

Not to be used for bidding purposes

5.3 Payment

Payment for sanitary manholes installed shall be included in the contract lump sum (LS) price for each applicable Collection System Repair.

6 Bedding, Backfill and Compaction

6.1 General

Pipe Bedding

Pipe bedding for PVC pipe shall be Class IA per ASTM Standard D2321. The trench bottom shall be bedded with a minimum of six inches (6") of crushed stone foundation. Crushed stone shall be placed to a minimum of twelve inches (12") above the top of the pipe, as detailed on the District's Standard Detail Sheet.

Bedding shall be graded such that it precludes the migration of trench wall material into the bedding; the District shall approve this bedding material after the characteristics of the trench are determined. In the event that the trench bottom is unstable, as determined by the District, the Contractor shall undercut the trench as required and furnish foundation material at no additional cost to the District. The foundation material shall be a coarse aggregate material of a gradation distribution that will inhibit the migration of the bedding material, trench bottoms and walls.

In the event the water table is above the bottom of the pipe bedding, or the trench bottom is unstable or unsuitable, a porous granular foundation meeting IDOT Standard Specifications of CA-5 or CA-3 stone shall be installed as necessary below the granular bedding material, extending to the limits of the bedding diagram at no extra cost to the District.

Should boulders, frozen material, etc., which could damage the pipe be present in the native backfill material, the Contractor shall bring the bedding material to a point twenty-four inches (24") above the crown of the pipe (cost incidental).

Backfill and Compaction

The Contractor shall use approved select trench backfill to the level of the base under all roads, shoulders, sidewalks, driveways, parking lots or pavements of any kind and beyond such pavements as set forth in General Provisions and Technical Specifications T.S. 2:4-c. Select trench backfill under said structures shall meet FA 6 gradation and be mechanically compacted in six-inch (6") to eighteen-inch (18") loose lifts to the sub-grade elevation of the road shoulder, sidewalk, driveway, parking lot or pavement. The materials and compaction shall be in accordance with Section 208 and 550.07, Method 1 of the IDOT Standard Specifications.

For granular backfill a vibratory plate, or other approved equipment-mounted compaction equipment must be used by the Contractor to compact the backfill in lifts not to exceed eighteen inches (18"). Water-jetting, ponding or flooding will not be permitted as a means of trench compaction.

All select trench backfill shall be compacted to ninety-five percent (95%) of Proctor density; all other backfill shall be compacted to ninety percent (90%) minimum of Proctor density. Contractor shall provide third-party confirmation of subgrade compaction.

Not to be used for bidding purposes

The Contractor shall furnish a backhoe and operator during the testing of the backfill placed during construction. All compaction tests will be performed at the Contractor's expense by an approved, independent geotechnical-testing firm. If the tests do not meet the compaction requirement specified above, the area shall be both re-compacted and re-tested at the Contractor's expense until the test requirements are met. If initial tests indicate compaction requirements are being met, no further lift testing will be required unless method, equipment or material changes. The final lift forming the sub-grade must be tested.

In trenches not requiring select trench backfill, no excavated material larger than eight inches (8") in any dimension shall be used in the backfill.

Contractor shall properly dispose of all spoil at no additional cost to the District. The Contractor shall exercise care not to disturb any existing utilities during backfilling and compaction operations.

The Contractor shall provide a one (1) year guarantee against trench settlement throughout this project upon completion of construction.

6.2 Submittals

1. Pipe bedding and select trench backfill material gradation certifications.

6.3 Payment

Payment for bedding, backfill and compaction shall be included in the contract lump sum (LS) price for each applicable Collection System Repair.

7 Remove Sanitary Manhole

7.1 General

This work shall consist of removal and disposal of existing sanitary sewer manholes as required to construct this project. All work shall conform to Section 605.03 of IDOT Standard Specifications. The existing manhole castings may be delivered to the District's North Facility at 4850 Torque Road, Loves Park, Illinois between 7:00 a.m. and 3:30 p.m. Coordinate with a District Inspector a minimum of one (1) hour prior to delivery.

7.2 Submittals – Not used.

7.3 Payment

Payment for removal and disposal of existing sanitary sewer manholes shall be included in the contract lump sum (LS) price for each applicable Collection System Repair.

Not to be used for bidding purposes

8 Bypass Pumping

8.1 General

The Contractor shall provide bypass pumping as required and shall be responsible for providing all pumps, conduits, plugs and other equipment to divert the flow of sewage as required to complete the proposed Collection System Repairs.

The Contractor shall furnish the necessary labor, equipment, materials and supervision to set up and operate the pumping system. The Contractor shall only pump flow into other sanitary sewer manholes as approved by the District. The pumping system shall have sufficient capacity to handle the existing flow plus any additional flow that may occur during or after a storm event or peak flow periods. The Contractor shall provide sufficient inspection personnel to ensure that surcharging and backups do not occur on public or private property. If pumping is required on a 24–hour basis, the equipment supplied shall be equipped to minimize noise to a level of ninety decibels (90 dB) or less.

All plugs or blocking shall be restrained to ensure that they cannot be washed downstream.

The Contractor shall be responsible for maintaining continual sanitary sewer service to each resident for the duration of construction and shall be responsible for the clean-up, repair, restoration of damaged property and any costs and claims resulting from sewage backups.

8.2 Submittals

1. Specifications for all pumping equipment, including backup pumping equipment.

8.3 Payment

Payment for bypass pumping shall be included in the contract lump sum (LS) price for each applicable Collection System Repair.

9 Sewer Service Replacement

9.1 General

This work shall consist of replacing existing sanitary sewer services from the private VCP, PVC or cast iron pipe at or near the property or easement line (or point of connection as shown on the project location maps) to the new sanitary sewer with 4” or 6” PVC pipe as indicated on project location maps. This item shall include all necessary materials, risers, fittings, couplings, adaptors, labor, bypass pumping, sidewalk replacement, curb and gutter replacement, pavement restoration, storm sewer removal/replacement, equipment, supervision and work necessary to complete this work with all necessary appurtenances. All existing VCP sanitary sewer services in the right-of-way or easement limits are believed to be 6” diameter.

When replacing 4” diameter sewer services to single family residential homes, the Contractor will be allowed to sleeve the new 4” Schedule 40 PVC pipe through existing 6” VCP service pipe provided there is adequate line and grade. If sleeving of the 4” service into the existing 6” service cannot be accomplished, open cut replacement will be required at no additional cost. All 6” diameter sewer services to be replaced with 6” PVC services will require open cutting.

Not to be used for bidding purposes

Sleeved sanitary sewer service replacement pipe shall be Schedule 40 PVC meeting the requirements of ASTM D-1785 and D-2665. Solvent weld joints shall meet the requirements of ASTM D-2855.

Open cut sanitary sewer service replacement pipe shall be water main quality PVC SDR 26 meeting the requirements of ASTM D-2241 with O-ring joints per ASTM D-3139.

The Contractor shall be responsible for maintaining the current level of service to all users connected to the existing sanitary sewer. Bypass pumping shall be provided as necessary at no additional cost.

Clay or cast iron pipe-to-PVC pipe transitions shall be made by use of shear-resistant flexible clay or CIP-to-PVC adapters (Fernco Model 5000, Mission Flex Seal ARC, or District-approved equal adaptor). Connection shall be made to existing pipe that is structurally sound.

Connection of a new service lateral to new sewer main shall be made with a factory wye fitting.

Connection of a new service lateral to an existing sewer main shall be made with a saddle-wye fitting.

This bid item shall include excavation, dewatering, pipe, fittings, risers, adapters, cleanouts, jacking, and connection to the existing house/building discharge lateral for occupied parcels as shown on the plans.

District Connection permits for existing sewer service replacement and reconnections will not be required.

The locations of existing sewer service wyes are based upon TV logs and record information, and the proposed service connection at the Right-of-Way or easement line is based available records. Should the service alignment, diameter or point of connection vary from that shown in the plans, no claims for additional compensation will be entertained.

Cleanouts will be required at the property or easement line and where otherwise required by IL State Plumbing Code. Construction shall conform to the details provided on the District's Standard Detail Sheet. A cleanout casting shall be provided on all cleanouts in paved areas (Neenah R-1974-A or District-approved equal).

Not to be used for bidding purposes

9.2 Submittals

1. Pipe, fittings, and repair coupling material specifications.
2. Cleanout casting shop drawings; Neenah R-1974-A or equal.

9.3 Payment

Payment for replacement of sewer services shall be included in the Contract lump sum (LS) price for each applicable Collection System Repair.

10 Sewer Service Reconnection

10.1 General

Work shall include excavation, dewatering, pipe, fittings, risers, adapters, and connection to the existing building discharge lateral for occupied parcels as shown on the project location maps. Sidewalk removal and replacement, curb and gutter removal and replacement, bedding, initial backfill, select backfill, pavement and surface restoration shall be included and shall comply with specifications for provided elsewhere in these specifications. All work shall be performed in accordance with State and local plumbing codes.

Sanitary sewer service pipe shall be water main quality PVC SDR 26 meeting the requirements of ASTM D-2241 with O-ring joints per ASTM D-3139.

The Contractor shall be responsible for maintaining the current level of service to all users connected to the existing sanitary sewer. Bypass pumping shall be provided as required.

Connection to new sewer main shall be made with a factory wye fitting. Connection to an existing sewer main shall be made with a saddle-wye fitting.

Connection shall be made to a structurally sound pipe. Connection to the existing sewer service shall not be made until the District Inspector has verified the structural condition.

District Connection permits for existing sewer service reconnections will not be required.

The location of existing sewer service wyes is based upon TV logs and record information, and the proposed service connection at the Right-of-Way or easement line is based on available records. Should the service alignment, diameter or point of connection vary from that shown in the plans, no claims for additional compensation will be entertained.

10.2 Submittals

1. Pipe, fitting, and repair coupling material specifications.

10.3 Payment

Payment for reconnection of sewer services shall be included in the contract lump sum (LS) price for each applicable Collection System Repair.

11 PCC Curb and Gutter Removal / Replacement

11.1 General

This work shall conform to Section 606 of IDOT Standard Specifications and Standard 606001. One-inch (1") Ceramar expansion joint materials with caulking shall be installed at 100' intervals. The Contractor shall remove and replace the entire length of curb and gutter as required or shown on the project location maps; tunneling under the existing curb and gutter will not be permitted. Curb and gutter replacement shall match existing type, line and grade. All curb and gutter replacement shall be inspected and approved by the governing roadway authority. Connection to the existing curb and gutter shall be made by drilling and epoxy grouting two (2) one-inch (1")

Not to be used for bidding purposes

diameter smooth dowels 18" long into the existing curb and gutter at mid-depth. Curb and gutter shall be saw-cut at the tie-in points.

11.2 Submittals

1. Approved concrete mix design as required by roadway authority.
2. Approved curb and gutter detail drawing as required by roadway authority.

11.3 Payment

Payment for curb and gutter removal and replacement shall be included in the contract lump sum (LS) price for each applicable Collection System Repair.

Not to be used for bidding purposes

12 Sidewalk Removal / Replacement

12.1 General

This work shall consist of removing and replacing existing PCC sidewalk as required to construct this project. This work shall conform to Sections 424 and 440 of IDOT Standard Specifications.

Sidewalk replacement shall match existing width, thickness, line and grade. Sidewalk shall be removed in full panels, tunneling under existing sidewalks will not be permitted. Sub-grade preparation shall be included in the bid price.

12.2 Submittals

1. Approved concrete mix design as required by roadway authority.

12.3 Payment

Payment for removal and replacement of PCC sidewalk shall be included in the contract lump sum price (LS) for each applicable Collection System Repair.

13 Pavement Removal

13.1 General

This work shall consist of removing existing bituminous and/or PCC roadway pavement and/or driveway pavement of various depths as required to construct this project. This work shall conform to Section 440 of IDOT Standard Specifications. Pavement shall be saw-cut full depth prior to removal. Areas of removed pavement shall be rectangular in shape.

13.2 Submittals – Not used.

13.3 Payment

Payment for pavement removal shall be included in the contract lump sum (LS) price for each applicable Collection System Repair.

14 Dewatering

14.1 General

Contractor shall use all means at his disposal to maintain a dry trench to the satisfaction of the District.

Groundwater will not be allowed to be pumped on existing ground surfaces or pavements where it may cause a traffic nuisance, or into existing sanitary sewers; it shall be discharged to a point acceptable to the District, with all erosion control requirements and specifications taken into account.

Dewatering well points shall require permits issued by the Winnebago County Department of Public Health (Health Department). The installation, operation and removal of well points shall conform to the Health Department requirements. The Health Department shall be notified prior to installing dewatering wells and prior to abandonment of well points so that they may be present if they desire.

Any permits required to perform dewatering work on this project shall be secured by the Contractor; it shall be his responsibility to provide any bonds, insurance's, guarantees, etc. as required by said permit. Abandonment of dewatering facilities shall be performed in accordance with pertinent State and County requirements.

If generators are required to run on a twenty-four (24) hour basis, equipment supplied shall be equipped to minimize noise to a level of ninety decibels (90 dB) or less.

14.2 Submittals

1. Copy of permits, as applicable.

14.3 Payment

Payment for dewatering shall be included in the contract lump sum (LS) price for each applicable Collection System Repair.

15 Erosion Control

15.1 Erosion Control

The total disturbed area for this project is estimated to be less than 1.0 acre. A Notice of Intent (NOI) and a Storm Water Pollution Prevention Plan (SWPPP) will not be submitted to the IEPA.

The Contractor shall comply with all the requirements of the *IEPA Illinois Urban Manual*, Current Edition and standard specifications for soil erosion and sediment control contained within. All disturbed areas shall be restored to near original contours and seeded in accordance with District requirements.

The Contractor shall take whatever measures the District deems necessary to eliminate excessive erosion or siltation. This includes but is not limited to: stabilizing slopes with fabric and/or mulch, seeding, sodding, erosion control mat, silt fence installation, inlet protection, rip-rap, etc. Sediment control shall be provided around the perimeter of all stockpile areas.

Not to be used for bidding purposes

The Contractor shall keep the road rights-of-way free from all dirt and construction debris at all times during construction. Mud and debris shall be removed daily from roadway surfaces at the end of each workday or as necessary.

The Contractor shall remove and dispose of all temporary erosion control devices within 30 days of final site stabilization and approval by the District.

Erosion control includes all labor, equipment, materials, maintenance and supervision required to provide erosion control as required by the City of Rockford, Rockford Township, City of Loves Park or District.

Silt fence shall be Amoco 2127 or District-approved material. Silt fencing shall be installed prior to excavation or stockpiling of materials.

15.2 Submittals

1. Material specifications for erosion control products, as applicable.

15.3 Payment

Payment for installed erosion control measures shall be included in the Contract lump sum (LS) price for each applicable Collection System Repair.

16 Tree Removal and Trimming

16.1 General

The Contractor shall trim and remove only those trees required to complete Collection System Repairs. Tree trimming and removal shall be kept to a minimum.

Tree removal shall consist of cutting, grubbing, removing and disposing of any trees, stumps and brush, as needed, to properly facilitate construction. Only trees approved by the District for removal shall be removed. This work shall conform to Section 201 of IDOT Standard Specifications for Road and Bridge Construction, Current Edition.

All tree trimming shall be done with a chain-saw or loppers. The District Inspector shall approve all tree removal and trimming.

For tree removal and trimming within the City of Rockford, the Contractor must obtain a Maintenance Permit from the Forestry Department. Contact Taylor Hennelly, taylor.hennelly@rockfordil.gov.

16.2 Submittals

1. Tree Maintenance Permits as applicable.

16.3 Payment

Payment for tree trimming and removal shall be included in the contract lump sum (LS) price for each applicable Collection System Repair.

Not to be used for bidding purposes

17 Restoration and Seeding

17.1 General

All restoration of public or private property including, but not limited to, fences, sidewalks, driveways, all other slab work, (concrete and asphalt), drainage channels, riprap, fences, turf areas, dry wells, etc., disturbed or damaged as a result of this construction project shall be promptly completed in accordance with public agency requirements. Completed restoration shall meet or exceed the pre-construction conditions, as directed by the District. Topsoil shall be as specified in T.S. 4:2c (6" minimum thickness).

All drainage devices shall be cleaned of debris and replaced at original elevations. Pipes, which have been, in the estimation of the District, significantly damaged by the Contractor, shall be replaced with new pipe or structures of the same diameter, length and/or type at no added expense to the District. All work shall be to the satisfaction of the District. When necessary, temporary restoration of roads, drives, fences, etc., will be required, all costs incidental.

Suppliers shall be prepared to certify that laboratory and field testing of their product has been accomplished, and that it meets all of the foregoing requirements based upon such testing.

Guarantee: All seeded areas shall be maintained for at least thirty (30) days after application. Scattered bare spots no larger than two square feet will be allowed up to a maximum of five percent (5%) of any seeded area. Restoration shall be guaranteed by the Contractor for a period of one (1) year following final acceptance of the work.

Seeding and Fertilizing

Ground surfaces including rights–of–way and easements that were covered with grass previous to construction shall be seeded according to all applicable specifications and as directed by the District. The Contractor shall make certain that all disturbed areas have the same depth (6" minimum) and quality of approved topsoil at the surface as existed prior to construction.

The seeding mixture used shall be compatible with the existing ground cover or as indicated under easement requirements and shall be acceptable to the District. Maintainable lawn areas shall be seeded with IDOT Class I seeding mixture. Existing non-maintained turf areas shall be seeded with IDOT Class 3-slope mixture or as indicated under specific easement requirements.

Reference is made to the General Provisions and Technical Specifications for Sanitary Sewer Construction, T.S. 4:2, for specifications on seeding and sodding and fertilizer, and to Sections 250 and 251 of the IDOT Standard Specifications for Road and Bridge Construction (Current Edition).

Seeding shall be placed on six-inch (6") (minimum) topsoil bed. The District shall approve the locations from which the topsoil is to be obtained. When requested by the District, a sample of the proposed topsoil shall be submitted to the District in a one–quart glass container, completely filled, with a chemical and mechanical analysis of the topsoil by an approved independent testing laboratory.

Not to be used for bidding purposes

Seeding Specification

Seedbed preparation shall be done according to Article 250.05 IDOT Standard Specifications.

Seeding methods shall follow those mentioned in Article 250.06. Mowing to discourage weed growth will be completed by the Contractor until the project is accepted by the District.

Fertilizer work shall be done in accordance with Article 250.04. Fertilizer shall have an analysis of 10-10-10 and be applied at the rate of 400 lbs./acre.

Straw mulch shall be per Method 2 and done in accordance with the applicable portions of Section 251 of the IDOT Standard Specifications with the following exceptions:

The rate of application for mulch will be 4,000 lbs./acre using Hydro Tack at a rate of 400 lbs./acre for stabilization. This specification describes a mulch for use with the hydraulic application of grass seed which shall consist of specially prepared wood cellulose fiber. It shall be processed in such a manner that it will not contain any growth or germination- inhibiting factors, and shall be dyed in an appropriate color to facilitate metering of the material. It shall be manufactured in such a manner that after additions and agitations in slurry tanks with fertilizers, grass seeds, water and any other approved additives, the fibers in the material will become uniformly suspended to form a homogenous slurry, and that when hydraulically sprayed on the ground, the material will form a blotter-like cover impregnated uniformly with grass seed, and which after application will allow the absorption of moisture and percolation of rainfall or mechanical watering of the underlying soil.

The mulch material described above shall be supplied in packages having a gross weight not in excess of 55 pounds. The packages shall be adequately wrapped in paper, polyethylene or other suitable material to prevent loss or spillage during handling. Weight specifications of this material from suppliers, and for all applications, shall refer only to air dry weight of the fiber material. Absolute air dry weight is based on the normal weight standard of the Institute of the Pulp and Paper Industry for wood cellulose and is considered equivalent to ten percent (10%) moisture. Each package of the cellulose fiber shall be marked by the manufacturer to show the air-dry weight content.

At the direction of the District or other governing agency, the Contractor shall provide steep slope protection over turf areas disturbed by construction in accordance with Sections 251.03 and 251.04 of the Standard Specifications.

17.2 Submittals

1. Seed mixtures and fertilizer specifications.

17.3 Payment

Payment for restoration and seeding shall be included in the contract lump sum (LS) price for each applicable Collection System Repair.

Not to be used for bidding purposes

18 Pavement Restoration

18.1 General

This work shall be in accordance with T.S. 4:3/Pavement Restoration of the General Provisions and Technical Specifications for Sanitary Sewer Construction in the Sanitary District of Rockford, and with IDOT Standard Specifications, Sections 301, 406, and 420, as appropriate, to provide new pavement as indicated for each individual repair.

The work shall be performed to the satisfaction of the District and applicable roadway authority. All roadway authorities shall be notified a minimum of forty-eight (48) hours prior to pavement replacement. At the discretion of the District, maintenance and temporary restoration of roads, drives, etc., will be required; this work shall be done by the Contractor without delay.

If 80% or more of the pavement lane width is damaged, or when otherwise specified, the Contractor shall replace the entire lane width.

All pavement edges shall be saw cut full depth. All pavement patches shall be square or rectangular in shape. Contractor shall provide all materials, labor and equipment required to remove and dispose of the existing pavement.

Pavement restoration shall be completed on each Collection System Repair within fourteen (14) days of completion of the repair.

All pavement restoration shall match existing conditions. The Contractor shall be responsible for performing all surveying work necessary to reconstruct the roadway and base course to the lines and grades that existed prior to the project, or as specified elsewhere herein.

HMA Roadway restoration shall match existing thickness or meet the minimum pavement sections indicated on the location maps provided in Section III. Minimum surface course thickness ranges from 1.5” – 2.0”, and minimum binder course thickness ranges from 2.0” – 6.0” depending on functional classification of the roadway.

PCC Roadway restoration shall 10” minimum or match existing thickness and requirements of the applicable roadway authority. All joints shall include dowels or reinforcement as indicated on the detail provided in Section V.

HMA Drives or Private Roadways shall match existing thickness or at a minimum consist of 2” of HMA surface course and 10” of Aggregate Base Course Type B.

PCC Driveways damaged as a result of construction shall be removed and replaced to match existing thickness or at a minimum consist of 6” of PCC pavement.

HMA Pedestrian/Bike Paths shall match existing thickness or at a minimum consist of 2” of HMA surface course and 10” of Aggregate Base Course, Type B. Full width replacement of damaged bike/walking paths is required.

Not to be used for bidding purposes

Vibrating rollers will not be allowed on residential streets. Densities for HMA materials shall be 93% minimum unless otherwise specified by roadway authority or the District.

HMA Materials

All Bituminous pavement replacement shall be constructed in accordance with Section 406 of IDOT Standard Specifications.

Mix designs and materials inspection reports must be submitted and approved by the applicable roadway authority prior to installation.

HMA surface course shall be mixture composition IL 9.5 or IL 12.5, Mix D, N50. HMA binder course shall be mixture composition IL 19.0, N50.

PCC Pavement

PCC Pavement patching shall be either Class B or Class C Patch per Section 442 of IDOT Standard Specifications. Reference Standard 442101-07 for Class B patches and Standard 442201-03 for Class C patches. Mixture PP-4 or PP-5 as per Article 1020.04 shall be used.

Aggregate Base Course, Type B

Aggregate Base course replacement shall consist of matching existing thickness or placing 12 inch (12") minimum thickness, whichever is greater, of compacted aggregate base course, type b, beneath pavement surfaces to be replaced throughout the project area. This item shall include all subgrade preparation throughout the project, as well as the removal and disposal of all excess material.

Contractor shall compact the base course and pay for a sufficient number of compaction tests as determined by the District and Roadway Authority. Compaction tests must be performed as work progresses. All compaction tests must meet 95% of Standard Proctor density, and be performed by an approved independent geotechnical company.

Contractor shall remove and dispose of all excess materials to a location acceptable to the District.

18.2 Submittals

1. HMA mix design
2. PCC Pavement mix design.
3. Aggregate base course gradation.

18.3 Payment

Payment for pavement restoration shall be included in the contract lump sum (LS) price for each applicable Collection System Repair.

Not to be used for bidding purposes

19 Utility Relocation

19.1 General

The Contractor shall be responsible for relocation and reconstruction of all utilities, storm sewers, power poles, signs, lights, signals, underground utilities, etc., conflicting with the proposed construction whether temporary or permanent in accordance with General Provisions and Technical Specifications, G.R. 9.1. The Contractor shall be responsible for support and protection of any utilities in the construction area. All storm sewer removal and replacement shall be approved by the appropriate local authority.

Throughout the course of this project the Contractor shall be responsible for maintaining the current level of service provided by the respective utilities to all properties affected by construction.

Water Main Removal / Replacement and Line Stops

When proposed work requires the removal and replacement of the existing water main, including the installation of line stops, the Contractor shall obtain the permission of the applicable water department, prior to any water main shut off. The Contractor shall notify all water customers affected by a water main shut off at least twenty-four (24) hours in advance, using forms supplied by the water utility.

The Contractor shall meet with water utility personnel at least two (2) days prior to the start of construction to coordinate potential valve shut off patterns and exercise valves or determine that line stops are required to isolate and minimize the water main shut off requirements. Line stops, if required, shall be furnished and installed in accordance with the Water Department requirements and specifications as applicable, including select trench backfill and pavement restoration as required.

If the water main is removed and replaced it shall be replaced with the same size pipe. The replacement pipe shall be ductile iron manufactured in accordance AWWA C151/A21.51 meeting the wall thickness requirements of AWWA C151/A21.50. The pipe shall be centrifugally cast in metal molds and lined in accordance with AWWA C104/A21.4. The replacement water main shall be installed to the same line and grade as the existing water main. The Contractor shall notify the applicable water utility once water service has been restored. Bacteriological sampling shall be done in accordance with the AWWA C651-99 regulations and IEPA regulation Section 652.203. The appropriate Water Department shall receive a copy of all bacteriological laboratory reports as applicable.

Polyethylene encasement (poly-wrap) shall be furnished and installed on all ductile iron water main, valves, fittings and appurtenances. The work shall be done according to the requirements of AWWA C105 and the requirements of the City of Rockford Water Division or Love Park Water Department. Tube form poly-wrap is required having 8 mil thickness. Where poly- wrapped water mains join existing unwrapped main the poly-wrap shall be extended at least three (3’) feet onto the unwrapped pipe with the ends sealed with adhesive tape. All cuts, tears and damage to the poly-wrap shall be repaired with adhesive tape or with a short section of additional poly-wrap over the damaged area and secured in place.

Not to be used for bidding purposes

19.2 Submittals

1. Copies of approved material submittals as required by the applicable utility.

19.3 Payment

Payment for utility relocation shall be included in the contract lump sum (LS) price for each applicable Collection System Repair.

20 Safety and Traffic Control

20.1 General

The Contractor shall be solely responsible for the safety of the operations, and shall comply with all state, local and OSHA regulations. The Contractor shall obtain all permits required by the governing roadway agencies and shall provide detailed traffic control plans as required and implement and maintain approved traffic control measures, including detour routes, as required. Traffic control and protection shall be in accordance with the current IDOT Standard Specifications.

Traffic control plans as required by the applicable local authority shall be submitted prior to the start of construction.

Five-day advance notice of pending roadway closures shall be posted at the job site on signs approved by the Roadway Authority. Detour routes may not utilize local residential streets. The local roadway authority shall approve traffic control plans any and all detours/road closures prior to the start of construction.

20.2 Submittals

1. Copies of approved traffic control plans as required by the appropriate roadway authority.

20.3 Payment

Payment for traffic control and safety measures shall be included in the Contract lump sum (LS) price for each applicable Collection System Repair.

21 Quality Control, Tests and Certification

21.1 General

Low pressure air testing of sanitary sewer will not be required on this project.

All Sanitary Sewer Main Line Repairs on this project shall be inspected by the District via internal television inspection for final acceptance. Contractor shall coordinate televising with the District's Inspector.

Televising shall be completed prior removal of bypass pumping and installation of new pavement, but after final installation, backfilling and compaction have been completed.

Not to be used for bidding purposes

Any defects identified by the District which may affect the maintenance, integrity or strength of the pipe, including offsets at the pipe transition or sags in the pipe, in the opinion of the District, shall be repaired or replaced by the Contractor at the Contractor's sole expense.

The Contractor shall provide the District a minimum of forty-eight (48) hours advance notice when requesting that a sewer segment be televised.

All new sanitary manholes, except for new doghouse manholes, shall be vacuum tested per ASTM C124493 Standard Test Method for Concrete Sewer Manholes by the Negative Pressure (Vacuum) Test prior to placing into service.

21.2 Submittals – Not used.

21.3 Payment
Payment for quality control, tests and certifications shall be included in the contract lump sum (LS) price for each Collection System Repair.

Not to be used for bidding purposes

Section II

Contract Forms

Not to be used for bidding purposes

Proposal

Project: **Collection System Repairs 2020-2021**
Capital Project No. 2154

Location: Public Right-of-Way and sanitary sewer easements within the City of Rockford and Rockford Township.

Completion Date: October 31, 2020

Liquidated Damages: $300/calendar day per each completion date deadline

To: Board of Trustees
Rock River Water Reclamation District
3501 Kishwaukee Street
Rockford, IL 61109

From: _____
(Individual, Partnership or Corporation, as case may be)

_____

(Address of Individual, Partnership or Corporation)

Not to be used for bidding purposes

Gentlemen:

I (We), the undersigned, hereby propose to furnish all materials, equipment, tools, services, labor, and whatever else may be required to construct and place in service the above subject Sanitary Sewer for the Rock River Water Reclamation District all in accordance with the plans and specifications, provided by the Rock River Water Reclamation District. The undersigned also affirms and declares:

1. That I (we), have, examined and am (are) familiar with all the related contract documents and found that they are accurate and complete and are approved by the undersigned.
2. That I (we), have carefully examined the site of the work, and that, from my (our) investigation, has satisfied myself (ourselves) as to the nature and location of the work, the character, quality, and quantity of materials and the kind and extent of equipment and other facilities needed for the performance of the work, the general and local conditions and all difficulties to be encountered, and all other items which may, in any way, effect the work or its performance.
3. That this bid is made without any understanding, agreement or connection with any other person, firm, or corporation making a bid for the same purposes, and is in all respects fair and without collusion or fraud; and that I (we) are not barred from bidding as a result of a bid-rigging or bid-rotating conviction.

4. That accompanying the Proposal is a Bidder's Bond in the amount specified in Article 1, Notice to Bidders, payable to the Board of Trustees of the Rock River Water Reclamation District, which it is agreed, shall be retained as liquidated damages by said Rock River Water Reclamation District if the undersigned fails to execute the Contract in conformity with the contract documents incorporated in the contract documents and furnish bond as specified, within ten (10) days after notification of the award of the contract to the undersigned.

5. The Bidder is of lawful age and that no other person, firm or corporation has any interest in this Proposal or in the Contract proposed to be entered into.

6. The Bidder is not in arrears to the Rock River Water Reclamation District, upon debt or contract, and is not a defaulter, as surety or otherwise, upon any obligation to the Rock River Water Reclamation District.

7. No officer or employee or person whose salary is payable in whole or in part by the District is, shall be or become interested, directly or indirectly as a contracting party, partner, stockholder, surety of otherwise, in this Proposal, or in the performance of the Contract, or in the work to which it is relates, or in any portion of the profits thereof.

8. The Bidder which I represent complies with all applicable requirements of the Americans with Disabilities Act (ADA) and the Occupational Safety and Health Act (OSHA) and that if said bidder is awarded a contract, it will complete all OSHA-required or ADA-required employee and customer training, will make available all required information, and will hold harmless and indemnify the District and the District's representatives.

   In regard to participation in an approved Apprenticeship program, upon request, Contractor will be required to provide written proof of participation.

9. The undersigned, as Bidder, declares that he has adopted and promulgated written sexual harassment policies in accordance with Public Act 99-093 and will make this information available upon request.

10. The undersigned, as Bidder, declares he will comply with Public Act 100-1177 regarding prevailing wages and submission of certified payroll reports to the State's Certified Transcript of Payroll Portal.

12. The undersigned, as Bidder, declares he will comply with Public Act 83-1030 entitled "Steel Products Procurement Act".

13. The undersigned, as Bidder, declares he will comply with Public Act 96-929 (30 ILCS 570) regarding Illinois residents' employment.

14. The undersigned, as Bidder, declares he will comply with non-discrimination in employment in accordance with the Illinois Fair Employment Practices Commissions Rules & Regulations.

15. The undersigned, as Bidder, declares that he currently participates in an apprenticeship or training program that is registered with the United States Department of Labor's Bureau of Apprenticeship and Training or other acceptable State of Illinois Department of Labor monitored program.

    In submitting this bid, it is understood that the right is reserved by the Rock River Water Reclamation District to reject any and all bids. It is agreed that this bid may not be withdrawn for a period of sixty (60) days from the opening thereof.

Not to be used for bidding purposes

The undersigned further declares that he (they) has (have) carefully examined the following items of work and that the cost of all the work to complete this project is given in this Proposal.

Not to be used for bidding purposes

Item No.	Quan-tity	Unit	Collection System Repairs Description	Unit Price (In Writing)	Unit Price (In Figures)	Total Price (In Figures)
1	1	LS	22nd St. & 18th Ave.			
2	1	LS	24th St. & 16th Ave.			
3	1	LS	1001 Bishop Washington Ave.			
4	1	LS	Bishop Washington Ave. & Clover Ave.			
5	1	LS	Ashland Ave. & Furman St.			
6	1	LS	Salem St. & N. Church St.			
7	1	LS	Knight Ave. & Edgemont St.			
8	1	LS	Halsted Rd. & Louise St.			
9	1	LS	2214 Ohio Pkwy			
10	1	LS	2327 S. Central Ave.			
11	1	LS	4408 Sovereign Blvd.			
12	1	LS	Rose Ave.			
13	1	LS	Easement - 1407 S. Central Ave.			
14	1	LS	S. Winnebago St. and Cedar St.			
15	1	LS	Larson Ave. & S. Alpine Rd.			
16	1	LS	604 Greenview Ave.			
17	1	LS	Preston St. & S Hinkley Ave.			
18	1	LS	Greenwood Ave. & Dawson Ave.			
19	1	LS	Easement - 2209 Edgebrook Dr.			
20	1	LS	4509 Highcrest Rd.			
21	1	LS	2003 Sauber Ave.			
22	1	LS	Rockton Ave. & Karen Dr.			
23	1	LS	4016 Rockton Ave.			
24	1	LS	Belmont Blvd. & Huffman Blvd.			

Not to be used for bidding purposes

Item No.	Quan-tity	Unit	Description	Unit Price (In Writing)	Unit Price (In Figures)	Total Price (In Figures)
25	1	LS	Sequoia Rd. and Sequoia Cir.			
26	1	LS	Easton Pkwy & Lanewood Dr.			
27	1	LS	4802 Spring Creek Rd.			
28	1	LS	2316 School St.			
29	1	LS	N. Day Ave. & W. Jefferson St.			
30	1	LS	Highcrest Rd. & Old Wood Rd.			
31	1	LS	7675 E. State St.			
32	1	LS	Sharon Ave. & Ridge Ave.			
33	1	LS	2231 Rose Ave.			
34	1	LS	Knowlton St. & West St.			
35	1	LS	Knowlton St. & Rock St.			
36	1	LS	Rock St. & Montague St.			
37	1	LS	Knowlton St. & S. Court St.			
			TOTAL BID PRICE:			
				(In Writing)		(In Figures)

Not to be used for bidding purposes

The undersigned acknowledges receiving Addendum numbers _____, _____, _____, and realizes that all Addenda are considered part of the Contract.

_____

By: _____

Name: _____ Title: _____ Date: _____

Fair Employment Practices Affidavit of Compliance

PROJECT: Collection System Repairs 2020-2021, Capital Project No. 2154

NOTE: THE BIDDER MUST EXECUTE THIS AFFIDAVIT AND SUBMIT IT WITH ITS SIGNED BID. THE ROCK RIVER WATER RECLAMATION DISTRICT CANNOT ACCEPT ANY BID WHICH DOES NOT CONTAIN THIS AFFIDAVIT

_____, being first duly sworn, deposes and says that:
(Name of person making affidavit)

They are: _____ of _____
(Officer's Title) (Company Name)

that said company is and "Equal Opportunity Employer" as defined by Section 2000(e) of Chapter 21, Title 42 of the United States Code annotated and Federal Executive Orders #11375 which are incorporated herein by reference;

and that said company will comply with any and all requirements of Title 44 Admin. Code 750. APPENDIX A – Equal Opportunity Clause, Rules and Regulations, Illinois Department of Human Rights, which read as follows:

"In the event of the contractor's non-compliance with the provisions of this Equal Employment Opportunity Clause, the Illinois Human Rights Act or the Rules and Regulations of the Illinois Department of Human Rights ("Department"), the contractor may be declared ineligible for future contracts or subcontracts with the State of Illinois or any of its political subdivisions or municipal corporations, and the contract may be cancelled or voided in whole or in part, and such other sanctions or penalties may be imposed or remedies invoked as provided by statute or regulation. During the performance to this contract, the contractor agrees as follows:

1. That it will not discriminate against any employee or applicant for employment because of race, color, religion, sex, sexual orientation, marital status, national origin or ancestry, citizen status, age, physical or mental handicap unrelated to ability, sexual orientation, military status or an unfavorable discharge from military service; and further that it will examine all job classifications to determine if minority persons or women are underutilized and will take appropriate affirmative action to rectify any such underutilization.
2. That, if he or she hires additional employees in order to perform this contract or any portion of this contract, he or she will determine the availability (in accordance with the Department's Rules and Regulations) of minorities and women in the areas from which he or she may reasonably recruit and he or she will hire for each job classification for which employees are hired in a way that minorities and women are not underutilized.
3. That, in all solicitations or advertisements for employees placed by him or her or on his or her behalf, he or she will state that all applicants will be afforded equal opportunity without discrimination because of race, color, religion, sex, sexual orientation, marital status, national origin or ancestry, citizenship status, age, physical or mental handicap unrelated to ability, sexual orientation, military status or an unfavorable discharge from military service.
4. That he or she will send to each labor organization or representative of workers with which he or she has or is bound by a collective bargaining or other agreement or understanding, a notice advising such labor organization or representative of the contractor's obligations under the Illinois Human Rights Act and the Department's Rules and Regulations. If any labor organization or representative fails or refuses to cooperate with the contractor in his or her efforts to comply with such Act and Rules and Regulations, the contractor will promptly so notify the Department and the contracting agency and will recruit employees from other sources when necessary to fulfill its obligations under the contract.
5. That he or she will submit reports as required by the Department's Rules and Regulations, furnish all relevant information as may from time to time be requested by the Department or the contracting agency, and in all respects comply with the Illinois Human Rights Act and the Departments Rules and Regulations.
6. That he or she will permit access to all relevant books, records, accounts and work sites by personnel of the contracting agency and the Department for purposes of investigation to ascertain compliance with the Illinois Human Rights Act and the Department's Rules and Regulations.
7. That he or she will include verbatim or by reference the provisions of this clause in every subcontract awarded under which any portion of the contract obligations are undertaken or assumed, so that the provisions will be binding upon the subcontractor. In the same manner as with other provisions of this contract, the contractor will be liable for compliance with applicable provisions of this clause by such subcontractors; and further it will promptly notify the contracting agency and the Department in the event any subcontractor fails or refuses to comply with the provisions. In addition, the contractor will not utilize any subcontractor declared by the Illinois Human Rights Commission to be ineligible for contacts or subcontracts with the State of Illinois or any of its political subdivisions or municipal corporations.

(Source: Amended at 32 I11. Reg. 16484, effective September 23, 2008)"

IL Dept of Human Rights Registration No.: _____ Expiration Date: _____

_____
Signature

Subscribed and sworn to before me this _____ day of _____, 20_____.

_____
Notary Public

Not to be used for bidding purposes

Bid Bond

KNOW ALL MEN BY THESE PRESENTS, that we:

_____ (hereinafter called the Principal) and

_____ (hereinafter called the Surety)

a Corporation chartered and existing under the laws of the State of _____ with its principal offices in the City of _____ and authorized to do business in the State of Illinois are held and firmly bound onto the Rock River Water Reclamation District of Winnebago County, Illinois (District), in the full and just sum of: **FIVE (5 %) OF THE TOTAL BID PRICE** good lawful money of the United States of America, to be paid upon demand of the District, to which payment will and truly to be made we bind ourselves, our heirs, executors, administrators, and assigns, jointly and severally and firmly by these presents.

WHEREAS, the Principal is about to submit, or has submitted to the District, a proposal for constructing Sanitary Sewers and Appurtenances.

WHEREAS, the Principal desires to file this bond, in accordance with law, to accompany this Proposal.

NOW THEREFORE, The conditions of this obligation are such that if the Proposal be accepted, the Principal shall, within ten days after the date of receipt of a written notice of award of Contract, execute a Contract in accordance with the Proposal and upon the terms, conditions, and prices set forth therein, in the form and manner required by the District, and execute a sufficient and satisfactory Contract Performance Bond payable to said District in an amount of one hundred percent (100%) of the Contract price (including alternates) in form and with security satisfactory to said District, then this obligation to be void, otherwise to be and remain in full force and virtue in law; and the Surety shall, upon failure of the Principal to comply with any or all of the foregoing requirements within the time specified above, immediately pay to the aforesaid District, upon demand, the amount hereof in good and lawful money of the United States of America, not as a penalty, but as liquidated damages.

Not to be used for bidding purposes

IN TESTIMONY THEREOF, the Principal and Surety have caused these presents to be duly signed and sealed this _____ day of _____, 20_____.

_____

Principal

(Seal)

By _____

Name: _____

Title: _____

Date: _____

Attest:

_____

Secretary

_____

Surety

(Seal)

By _____

Name: _____

Title: _____

Date: _____

Not to be used for bidding purposes

Agreement

1. General

THIS AGREEMENT, made and concluded this ___ day of _____, 2020, between the Rock River Water Reclamation District, Rockford, Illinois (District), acting by and through the Board of Trustees, and **_____,** his/their executors, administrators, successors or assigns:

2. Scope of Work

WITNESSETH: That for and in consideration of the payments and agreements made in the Proposal attached hereto, to be made and performed by the District and according to the terms expressed in the Bond referring to these presents, the Contractor agrees with the District at his/their own proper cost and expense to do all the work, furnish all equipment, materials and all labor necessary to complete the work in accordance with the plans and specifications hereinafter described, and in full compliance with all of the terms of this agreement and the requirements of the District and its representative.

And it is also understood and agreed that the Bidding Requirements, Detailed Specifications, Contract Forms, General Conditions, General Requirements, Technical Specifications, Plans, Addenda, and provisions required by law are all essential documents of the contract, and are a part hereof, as if herein set out verbatim or as if attached, except for titles, subtitles, headings, table of contents and portions specifically excluded.

3. Contract Price

The District shall pay to the Contractor, and the Contractor shall accept, in full payment for the performance of this Contract, subject to any additions or deductions provided for hereby, in current funds, the Total Contract Price of _____ and 00/100 ($_____).

Payments are to be made to the Contractor in accordance with and subject to the provisions of Section 7 of this Agreement, which is a part of this Contract.

4. Bond

The Contractor has entered into and herewith tenders a bond of even date herewith, in the penal sum of _____ and 00/100 ($_____) to insure the faithful performance of this Contract, which said bond is hereby made a part of this Contract by reference.

5. Maintenance and Guarantee

The Contractor shall promptly repair, replace, restore or rebuild any imperfections that may arise and shall maintain satisfactory to the District all work for a period three years from the date of final acceptance of the Contract for trench settlement and for a period of two years all other work, except where periods of maintenance and guarantee are provided for. The Contractor shall, for this period, indemnify and save harmless the District, its officers and agents from any injury done to

Not to be used for bidding purposes

property or persons as a direct or alleged result of imperfections in the Contractors' work, and shall immediately assume and take charge of the defense of such action or suits in like manner and to all intents and purposes as if said actions and suits had been brought directly against the Contractor.

If the Contractor shall fail to repair, replace, rebuild or restore such defective or damaged work promptly after receiving notice given by the District, the District shall have the right to have the work done by others and to call on the Contractor and his bondsman to pay the costs thereof.

6. Contract Execution

IT IS EXPRESSLY UNDERSTOOD AND AGREED that the entire improvement shall be done in a thorough and workmanlike manner, under the direction and to the satisfaction of the District and in full compliance with all the requirements of its representative under them. All loss or damage arising out of the nature of the work to be done, or from any detention of unforeseen obstruction or difficulty which may be encountered in the prosecution of the work, or from the action of the elements, shall be sustained by the Contractor.

The Contractor will be held responsible for all accidents, and hereby agrees to indemnify and protect the District from all suits, claims, and actions brought against it, and all cost, and damages which the District may be put to by reason of an injury or alleged injury, to the person or property of another in the execution of this contract, or the performance of the work, or in guarding the same, or for any material used in its prosecution or in its construction.

Any person employed on the work who shall refuse or neglect to obey the directions of the District or its representative, or who shall be deemed by the District to be incompetent, or who shall be guilty of any disorderly conduct, or who shall commit any trespass on any public or private property in the vicinity of the work, shall at once be removed from the work by the Contractor when so requested by the District.

Any request to extend the contract completion date must be considered by the Board at the Board meeting prior to the then-existing contract termination date. Any deviation from this action will result in the liquidated damage clause in the contract to be exercised.

7. Payments to Contractor

The District hereby covenants and agrees, in consideration of the covenants and agreements in this Contract, specified to be kept and performed by the Contractor and subject to the conditions herein contained, and if the District receives an acceptable invoice prior to the tenth day of the month and receives approval of the work by the District Director of Engineering, the District shall issue payment before the fifth day of the succeeding month. If the District receives an acceptable invoice on or after the tenth day of the month, the District shall issue payment before the fifth day of the second succeeding month.

The District reserves the right at all times to refuse to issue payment in case the Contractor has neglected or failed to pay any subcontractors, workmen or employee on the work.

Not to be used for bidding purposes

8. Subcontracts

No part of the work herein provided for shall be sublet or subcontracted without the express consent of the District, to be entered in the records, and in no case shall consent relieve the Contractor from the obligation herein entered into, or change the terms of this Agreement.

9. Contractor's Responsibility

This Contract shall extend to and be binding upon the successors and assigns, and upon the heirs, administrators, executors, and legal representatives of the Contractor.

In consideration of and to induce the award of this Contract to him, the Contractor represents and warrants: that he is not in arrears to the District upon debt of the Contract and that he is not a defaulter, as surety, contractor or otherwise; that he is financially solvent and sufficiently experienced and competent to perform the work; that the work can be performed as called for by the Contract; that the facts stated in his proposal and the information given by him is true and correct in all respects, and that he is fully informed regarding all the conditions affecting the work to be done and labor and materials to be furnished for the completion of this Contract and that his information was secured by personal investigation and research.

The Contractor shall pay not less than the prevailing wage rate as determined by the Department of Labor, to all laborers, workmen and mechanics performing work under this Contract. Contractor shall comply with current revisions of the wage standards; as required by law. The Contractor shall be responsible for verifying the prevailing wages each month and notifying all subcontractors of the appropriate monthly rates. Certified payroll reports shall be submitted on industry standard forms such as IDOT Statement of Compliance (Form SBE 348).

In regard to nondiscrimination in employment, Contractor will be required to comply with the Illinois Fair Employment Practices Commission's Rules and Regulations as provided herein.

The Contractor shall comply with the American Disabilities Act of 1990 (ADA). The Contractor will hold harmless and indemnify the District and their representatives from all:

(a) suits, claims, or actions;
(b) costs, either for defense (including but not limited to reasonable attorney's fees and expert witness fees) or for settlement, and;
(c) damages of any kind (including but not limited to actual, punitive, and compensatory damages)

relating in any way to or arising out of the ADA, to which said firm is exposed or which it incurs in the execution of the contract.

Contractor shall also comply with Public Act 99-0933, which requires any party to a contract to adopt and enforce a written policy regarding sexual harassment that includes, as a minimum, the following information:

(a) the illegality of sexual harassment
(b) the definition of sexual harassment under Illinois State law;
(c) a description of sexual harassment, utilizing examples;
(d) my (our) organization's internal complaint process including penalties;
(e) through the Illinois Department of Human Rights and the Illinois Human Rights Commission;

Not to be used for bidding purposes

(f) directions on how to contact the Department and the Commission; and

(g) protection against retaliation as provided by Section 6-101 of the Illinois Human Rights Act.

Upon request this information will be provided to the Illinois Department of Human Rights. Upon District award of a contract, the District will be provided this information described no more than ten working days after the District issues its award notification.

The Contractor shall comply with Article 2 of Public Act 83-1472 which provides that Illinois residents be employed on Illinois public works projects, provided there has been a period of excessive unemployment (5%) in the State of Illinois as defined in the Act; and further, that Illinois workers are available and capable of performing the particular type work involved.

The Contractor shall comply with all rules and regulations of OSHA during the execution of this Contract.

The Contractor shall comply with the Federal Drug Free Workplace Act.

The Steel Products Procurement Act, Illinois Public Act 83-1030, requires that steel products used or supplied in performance of this Contract or subcontract shall be manufactured or produced in the United States with three exceptions, as explained in the Instructions to Bidders.

The Contractor shall comply with Public Act 96-1416 regarding the disposal of CCDD and uncontaminated soil at CCDD fill sites as explained in the Instructions to Bidders.

10. Time

Work under this Agreement shall be commenced upon written Notice to Proceed. All underground construction, paving, testing, and restoration shall be completed by October 31, 2020.

11. Liquidated Damages

The amount of liquidated damages shall be $300.00 per calendar day.

12. Counterparts

This Agreement may be executed and recorded in counterparts, each of which shall be deemed an original and all of which, when taken together, shall constitute one and the same instrument. The Parties hereby acknowledge and agree that facsimile signatures or signatures transmitted by electronic mail in so-called “pdf” format shall be legal and binding and shall have the same full force and effect as if an original of this Agreement had been delivered. Each of the parties (a) intend to be bound by the signatures on any document sent by facsimile or electronic mail, (b) are aware that the other party will rely on such signatures, and (c) hereby waive any defenses to the enforcement of the terms of this Agreement based on the foregoing forms of signature.

Not to be used for bidding purposes

13. Seals

IN WITNESS WHEREOF, the parties have hereunto set their hands and seals, and such of them as are corporations have caused these presents to be signed by their duly authorized officers.

Rock River Water Reclamation District
Winnebago County, Illinois

(Seal)

By _____
President, Board of Trustees

ATTEST: _____
Clerk of the Board

Contractor

By _____
Contractor's Officer

(Corporate Seal)

Name: _____

Title: _____

Date: _____

ATTEST: _____

Not to be used for bidding purposes

Labor & Material Payment Bond

TO: _____Contractor Name

_____Contractor City, State

KNOW ALL MEN BY THESE PRESENTS

That _____(Contractor)

as Principal, and _____

a corporation of the State of _____ as Surety, are held and firmly bound unto the Rock River Water Reclamation District, as Obligee, for the use and benefit of claimants as hereinafter defined in the amount of

_____Dollars ($_____), for the payment where of Principal and Surety bind themselves, their heirs, executors, administrators, successors and assigns, jointly and severally, firmly by these presents.

WHEREAS, Principal has by written agreement dated _____20__ Entered into a Contract with Obligee for _____ in accordance with contract documents prepared by the Rock River Water Reclamation District which Contract is by reference made a part hereof, and is hereinafter referred to as "the Contract".

NOW, THEREFORE, THE CONDITION OF THIS OBLIGATION is such that if Principal shall promptly pay for all laborers, workers and mechanics engaged in the work under the Contract, and not less than the general prevailing rate of hourly wages of a similar character in the locality in which the work is performed, as determined by the State of Illinois Department of Labor pursuant to the Illinois Compiled Statutes 280 ILCS 130 / 1-12 et.seq. and for all material used or reasonably required for use in the performance of the Contract, then this obligation shall be void; otherwise it shall remain in full force and effect.

1. A claimant is deemed as any person, firm, or corporation having contracts with the Principal or with any of Principal's subcontractors for labor or materials furnished in the performance of the Contract on account of which this Bond is given.

2. Nothing in this Bond contained shall be taken to make the Obligee liable to any subcontractor, material man or laborer, or to any other person to any greater extent than it would have been liable prior to the enactment of The Public Construction Bond Act, approved June 20, 1931, as amended; provided further, that any person having a claim for labor and materials furnished in the performance of the Contract shall have no right of action unless he shall have filed a verified notice of such claim with the Obligee within 180 days after the date of the last item of work or the furnishing of the last item of materials, which claim shall have been verified and shall contain the name and address of the claimant, the business address of the claimant within the State of Illinois, if any, or if the claimant be a foreign corporation having no place of business within the State the principal place of business of the corporation, and in all cases of partnership the names and residences of each of the partners, the name of the Contractor

Not to be used for bidding purposes

for the Obligee, the name of the person, firm or corporation by whom the claimant was employed or to whom such claimant furnished materials, the amount of the claim and a brief description of the public improvement for the construction or installation of which the contract is to be performed. No defect in the notice herein provided for shall deprive the claimant of its right of action under the terms and provisions of this Bond unless it shall affirmatively appear that such defect has prejudiced the rights of an interested party asserting the same.

3. No action shall be brought on this Bond until the expiration of 120 days after the date of the last item of work or of the furnishing of the last item of material except in cases where the final settlement between Obligee and the Contractor shall have been made prior to the expiration of the 120 day period, in which case action may be taken immediately following such final settlement; nor shall any action of any kind be brought later than 6 months after the acceptance by the Obligee of the work. Such suit shall be brought only in the circuit court of this State in the judicial district in which the Contract is to be performed.

4. Surety hereby waives notice of any changes in the Contract, including extensions of time for the performance thereof.

5. The amount of this Bond shall be reduced by and to the extent of any payment or payments made in good faith hereunder.

6. The Principal and Surety shall be liable for any attorneys' fees, engineering costs, or court costs incurred by the Obligee relative to claims made against this Bond.

Not to be used for bidding purposes

Signed and Sealed this _____day of _____, 20___.

CONTRACTOR	**SURETY**
_____	
Contractor Firm Name	
By: _____	By: _____
Signature	Attorney-in-Fact Signature
_____	_____
Printed Name	Printed Name
_____	_____
Title	Resident Agent

ATTEST:

_____

Corporate Secretary (Corporations only)

Performance Bond

KNOW ALL MEN BY THESE PRESENTS, that WHEREAS, the Rock River Water Reclamation District has awarded to: _____
hereinafter designated as the "Principal", a contract, dated, _____, for the Rock River Water Reclamation District.

WHEREAS, said Principal is required under the terms of said Contract to furnish a bond for the faithful performance of said Contract (the "Bond");

NOW, THEREFORE, we the Principal and _____,
as Surety, are firmly bound unto the Rock River Water Reclamation District in the penal sum of _____ Dollars ($_____) lawful money of the United States for the payment of which sum well and truly to be made, we bind ourselves, our heirs, executors, administrators, successors and assigns, jointly and severally firmly by these presents for a performance bond. The conditions of this obligation is such that if the said Principal does well and faithfully performs all the conditions and covenants of said Contract, according to the true intent and meaning thereof, upon its part to be kept and performed, then the above obligation is to be null and void, otherwise to remain in full force and effect.

THE CONDITION OF THIS OBLIGATION IS SUCH, that if the above bounden Principal, its heirs, executors, administrators, successors or assigns, shall in all things stand to and abide by, and well and truly keep and perform the covenants, conditions and agreements in the said Contract, including the provisions for liquidated damages in the said Contract, any changes, additions or alterations thereof made as therein provided, on its part, to be kept and performed at the time and in the manner therein specified, and in all respects according to their true intent and meaning, and shall indemnify and save harmless the Rock River Water Reclamation District, its officers and agents, as therein stipulated, then this obligation shall become null and void; otherwise it shall be and remain in full force and effect. And the said Surety, for value received, hereby stipulates and agrees that no change, extension of time, alteration or addition to the terms of the Contract or to the work to be performed thereunder or the specifications accompanying the same and no inadvertent overpayment of progress payments shall in any way affect its obligations on this Bond, and it does hereby waive notice of any such change, extension of time, alteration or addition to the terms of the Contract or to the work or to the specifications or of any inadvertent overpayment of progress payments. The Rock River Water Reclamation District shall be named as beneficiary on this Performance Bond.

Not to be used for bidding purposes

IN WITNESS WHEREOF, the above-bounden parties have executed this instrument under their seal this _____day of _____, 20_____, the name and corporate seal of each corporate party being hereto affixed and these presents duly signed by its undersigned representative, pursuant to authority of its governing body.

CONTRACTOR

_____
Contractor Firm Name

By: _____
Signature

_____
Printed Name

_____
Title

ATTEST:

_____
Corporate Secretary (Corporations only)

SURETY

By: _____
Attorney-in-Fact Signature

_____
Printed Name

_____
Resident Agent

Not to be used for bidding purposes

Section III

Repairs List

Not to be used for bidding purposes

2020-2021 COLLECTION SYSTEM REPAIRS, CAPITAL PROJECT 2154

ITEM/MAP #	LOCATION	MH/MAIN ID	WORK DESCRIPTION	ESTIMATED DEPTH (FT)	EXISTING PIPE MATERIAL(S)	SPECIAL CONSIDERATIONS	MINIMUM PAVEMENT SECTION	ROADWAY AUTHORITY
1	22nd Street & 18th Ave.	MH 016-054	Remove & replace MH 016-054, 4' dia.	11.1	8" VCP and CIPP	N/A	1.5" HMA SC; 2.5" HMA BC	City of Rockford
2	24th Street & 16th Ave.	MH 016-068	Remove & replace MH 016-068, 5' dia.	10.2	8" VCP	N/A	1.5" HMA SC; 2.5" HMA BC	City of Rockford
3	1001 Bishop Washington Ave.	MH 021-041	Remove & replace MH 021-041, 4' dia. Shift new MH 8' east of existing location.	10.9	6" and 8" VCP	Reconnect service to 1001 Bishop Washington w/ new wye on main. Do not reconnect service to 921 (vacant lot)	1.5" HMA SC; 2.5" HMA BC	City of Rockford
4	Bishop Washington Avenue & Clover Ave.	MH 021-127	Remove & replace MH 021-127, 6' dia. drop. Remove & replace 20' of 8" dia. sanitary, 45'-65' D/S of MH 021-127 (sagged pipe).	9.6	6", 8" and 10" VCP	Reconnect all 3 existing 6" Dia. service at MH; 2 services require drop bowls assemblies.	1.5" HMA SC; 2.5" HMA BC	City of Rockford
5	Ashland Avenue & Furman St.	MH 056-017	Remove & replace MH 056-017, 5' dia. drop.	12.2	8" VCP	N/A	1.5" HMA SC; 2.5" HMA BC	City of Rockford
6	Salem Street & N. Church St.	MH 061-018	Remove & replace MH 061-018, 5' dia. drop.	12.9	12" and 8" VCP	Reconnect service to 1143 at new MH.	1.5" HMA SC; 2.5" HMA BC	City of Rockford
7	Knight Avenue & Edgemont St.	MH 077-103	Remove & replace MH 077-103, 4' dia. Shift new MH 8' east of existing location.	8.7	8" VCP	Reconnect service to 2802 w/ new wye on main.	1.5" HMA SC; 2.5" HMA BC	City of Rockford
8	Halsted Road & Louise St.	MH 089-002A	Remove & replace MH 089-002A, 5' dia. drop.	14.6	10" and 8" VCP	N/A	1.5" HMA SC; 2.5" HMA BC	City of Rockford
9	2214 Ohio Parkway	012-017-012-015	Remove & replace 5' of existing 8" dia. VCP; 61'-66' D/S of MH 112-015; broken pipe.	9.5	8" VCP	Reconnect 2214 w/ new wye on main.	2" HMA SC; 4" HMA BC	City of Rockford
10	2327 S. Central Ave.	014-114-014-113	Remove & replace MH 014-113, 4' dia. Shift new MH 8' south of existing location.	9.4	8" VCP	Reconnect 2327 and 2330 w/ new wyes on main.	2" HMA SC; 4" HMA BC	City of Rockford
11	4408 Sovereign Blvd.	020-079-020-078	Remove & replace 10' of 8" dia. sanitary, 118'-123' and 304'-309' D/S of MH 020-079; broken pipe.	9.5	8" VCP	N/A	1.5" HMA SC; 2.5" HMA BC	City of Rockford
12	Rose Ave.	021-045	Remove & Replace MH 021-045, 6' dia.drop and MH 021-046, 4' dia. Remove & replace 24' of 10" dia. sanitary U/S of 021-045; broken pipe.	12.2	10" and 8" VCP	N/A	1.5" HMA SC; 2.5" HMA BC	City of Rockford
13	Easement - 1407 S. Central Ave.	021-086	Remove & replace MH 021-086, 4' dia. Shift new MH 8' east of existing location. Remove & replace 8' of 8" dia. sanitary upstream of existing MH; broken pipe.	10.8	8" VCP	Reconnect service to 1407 w/ new wye on main.	4" Base Aggregate Surface	N/A - Easement
14	S. Winnebago St. and Cedar St.	034-024-034-025	Remove & replace 62' of existing 8" dia. sanitary, 332'-394' D/S of MH 034-024; sagged pipe.	9.5	8" VCP	Work shall include removal and replacement of 12' of 15" RCP storm sewer. Contractor shall submit traffic control plan for closure of Winnebago Street (Cedar to Green St.). Cedar shall remain open to local traffic and flaggers shall be provided as necessary.	2" HMA SC; 6" HMA BC	City of Rockford
15	Larson Ave. & S. Alpine Rd.	041-061-041-053	Remove & replace 19' of existing 8" dia. sanitary, 173'-192' D/S of MH 041-061; sagged pipe.	9.5	8" VCP	Work shall include removal and replacement of 10' of 12" RCP, 1 storm inlet (3.55' depth, detail attached), and 20' of PCC curb and gutter.	10" PCC Pavement	City of Rockford
16	604 Greenview Ave.	043-028-043-027	Remove and replace MH 043-027, 4' dia. Shift new MH 8' north of existing location. Remove and replace 8' of existing 8" dia. sanitary U/S of existing MH.	10	8" VCP	Reconnect service to 604 with new wye on main. Confirm service to 605 prior to abondonment of existing pipe connected on west side of existing 043-027.	1.5" HMA SC; 2.5" HMA BC	Rockford Township
17	Preston St. & S Hinkley Ave.	044-070-044-024	Replace 167' of existing 8" dia. sanitary, 198'-365' D/S of MH 044-070; sagged and broken pipe.	9.6	8" VCP	Work shall include removal and replacement of 10' of 12" RCP storm sewer.	10" PCC Pavement at Intersection; 1.5" HMA SC; 2.5" HMA BC on Hinkley	City of Rockford
18	Greenwood Ave. & Dawson Ave.	050-014-050-008	Remove and replace 5' of existing 8" dia. sanitary, 233'-238' D/S of MH 050-014; failed Amkrete pipe liner.	11.5	8" VCP	N/A	10" PCC Pavement	City of Rockford
19	Easement - 2209 Edgebrook Dr.	075-084-075-083	Remove and replace 11' of existing 8" dia. sanitary U/S of MH 075-083; sagged and broken pipe.	10.5	8" VCP	Work shall include full restoration of existing landscaping, turf and privacey fence. Fence shall be removed and reinstalled or replaced as required to complete the proposed sanitary repair.	N/A	N/A - Easement
20	4509 Highcrest Rd.	075-127	Remove and replace MH 075-127, 4' dia. Remove and replace 12' of existing 8" dia. sanitary D/S of existing MH.	11.5	8" VCP	Reconnect existing 6" dia. service to 1663 N. Alpine at new manhole.	1.5" HMA SC; 2.5" HMA BC in 4509 Drive only	City of Rockford
21	2003 Sauber Ave.	080-034-080-033	Adjust MH 080-033 w/ new frame and lid. Remove and replace 30' of existing 8" dia. sanitary U/S of existing MH 080-033; sagged pipe.	10.5	8" VCP	Reconnect 2003 and 2003 w/ new wyes on main; sleeve new service to both properties and install new service cleanout (4" dia.)	1.5" HMA SC; 2.5" HMA BC	City of Rockford
22	Rockton Ave. & Karen Dr.	086-100-086-094	Adjust MH 086-094 w/ new frame and lid. Remove and replace 43' of existing 8" dia. sanitary sewer, 225-268; sagging pipe.	8	8" VCP	Protect existing 3'x3' box culvert.	2" HMA SC; 6" HMA BC	City of Rockford
23	4016 Rockton Ave.	086-133-086-102	Replace 12' of existing 8" dia. sanitary, 16'-21' and 48'-55' D/S of existing MH 086-133; broken pipe.	14.9	8" VCP	N/A	2" HMA SC; 6" HMA BC	City of Rockford
24	Belmont Blvd. & Huffman Blvd.	088-052-088-050	Replace 36' of existing 8" dia. sanitary, 38'-51' and 292-315' D/S of MH 088-052; sagged and broken pipe.	8	8" VCP	Reconnect 1720 Belmont w/ new wye on main; push service and install new service cleanout at property line.	1.5" HMA SC; 2.5" HMA BC	City of Rockford
25	Sequoia Rd. and Sequoia Circle	108-013-108-012	Replace 11' of existing 8" dia. sanitary, 137'-148' D/S of MH 108-013; broken pipe.	10.6	8" VCP	Protect existing storm sewer piping.	1.5" HMA SC; 2.5" HMA BC	City of Rockford
26	Easton Parkway & Lanewood Dr.	108-032-108-031	Adjust MH 108-032 w/ new frame and lid. Replace 10' of existing 8" dia. sanitary, 0-5' and 185'-190' D/S of MH 108-032.	12.8	8" VCP	Remove and replace existing PCC sidewalk and curb and gutter as required to complete the porposed sanitary repair. Replace any trees damaged in construction.	2" HMA SC; 4" HMA BC (if required)	City of Rockford
27	4802 Spring Creek Rd.	108-034-108-033	Remove and replace MH 118-034, 4' dia. Shift new MH 8' east of existing location. Remove and replace 6' of existing 8" dia. sanitary D/S of existing MH.	8	8" VCP	Reconnect 4802 w/ new wye on main. Maintain access to residential drives at all times.	2" HMA SC; 6" HMA BC; full lane width required where disturbed.	City of Rockford
28	2316 School St.	127-009-127-004	Remove and replace MH 127-009, 4' Dia.	9.6	8" VCP	N/A	2" HMA SC; 4" HMA BC	City of Rockford
29	N. Day Ave. & W. Jefferson	127-033-127-034	Remove and replace 6' of existing 8" dia. sanitary, 162'-168' D/S of MH 127-034, broken pipe.	9.5	8" VCP	Reconnect sanitary services to 312 and 309 w/ new wyes on main.	1.5" HMA SC; 2.5" HMA BC	City of Rockford
30	Highcrest Rd. & Old Wood Rd.	135-054-135-049A	Remove and replace 10' of existing 8" dia. sanitary, 202'-212'; failed pipe repair.	10.5	8" VCP	Remove and replace existing 24" dia. CMP storm sewer as required to complete proposed sanitary repair.	2" HMA SC; 4" HMA BC	City of Rockford
31	7675 E. State St.	145-071	Remove and replace MH 145-071, 4' dia. Remove and replace 9' of existing 8" dia. sanitary downstream of 145-071; broken pipe.	10.6	8" VCP	Remove existing abandoned 8" diameter cast iron force main as required to complete the proposed sanitary repair.	N/A - Turf area, Class 1 Seeding	IDOT
32	Sharon Ave. & Ridge Ave.	080-059	Remove and replace 5' of existing 12" dia. sanitary, 250'-255' D/S of MH 080-066.	13.2	12" VCP	Install new saddle tee onservcie to 2516 (4" dia.). Push 4" dia. service to 2520 and install 4" dia. cleanout at property line.	2" HMA SC; 4" HMA BC	City of Rockford
33	2231 Rose Ave.	014-038	Remove and replace MH 014-038, 4' dia. Shift new MH 8' south of existing location.		8" CIPP	Reconnect sanitary services to 2231 and 2230 with new wyes on main. Existing main line piep has been lined with CIPP.	1.5" HMA SC; 2.5" HMA BC	City of Rockford
34	Knowlton St. & West St.	030-022	Remove and replace MH 030-022, 4' dia. Remove and replace 36' of existing 9" dia. VCP w/ 10" dia. PVC U/S of proposed MH 030-022.	8.7	9" VCP	N/A	1.5" HMA SC; 2.5" HMA BC	City of Rockford
35	Knowlton St. & Rock St.	030-074	Remove and replace MH 030-074, 4'dia.	11.3	12" and 8"VCP	Former combination storm/sewer manhole.	1.5" HMA SC; 2.5" HMA BC	City of Rockford
36	Rock St. & Montague St.	030-076	Remove and replace MH 030-076, 4'dia.	11	12" and 9" VCP	Former combination storm/sewer manhole. Reconnect 9" dia. VCP with new 10" dia. PVC.	1.5" HMA SC; 2.5" HMA BC	City of Rockford
37	Knowlton St. & S. Court St.	030-085	Remove and replace MH 030-085, 4'dia.	7.7	9" VCP	Reconnect 9" dia. VCP with new 10" dia. PVC.	1.5" HMA SC; 2.5" HMA BC	City of Rockford

Not to be used for bidding purposes

Section IV

Location Maps and Supporting Information

Not to be used for bidding purposes

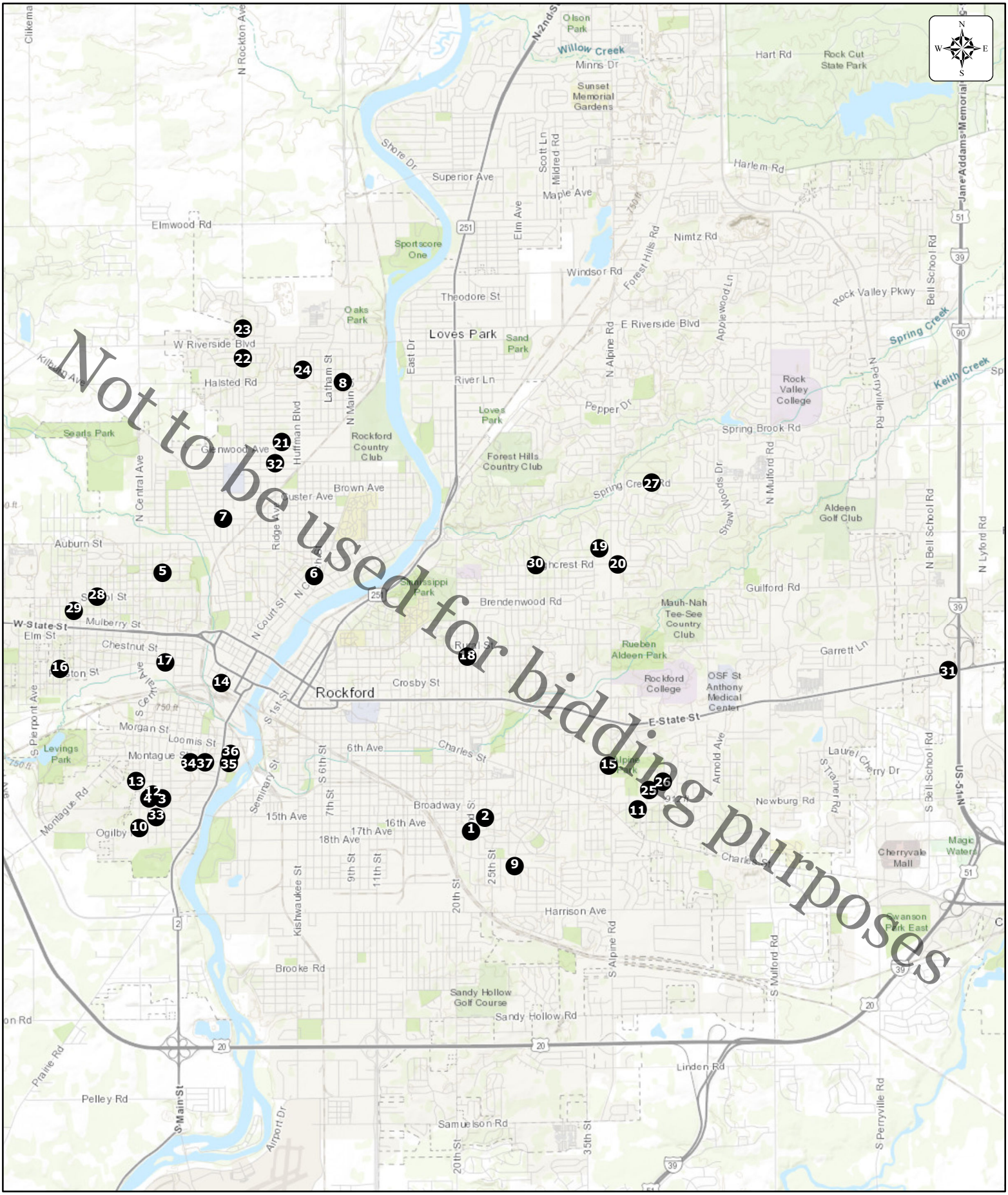

Collection System Repairs 2020-2021

Capital Project #2154

Rock River Water Reclamation District

By: J. Kink
Produced: 6/22/2020
RRWRD Engineering Department

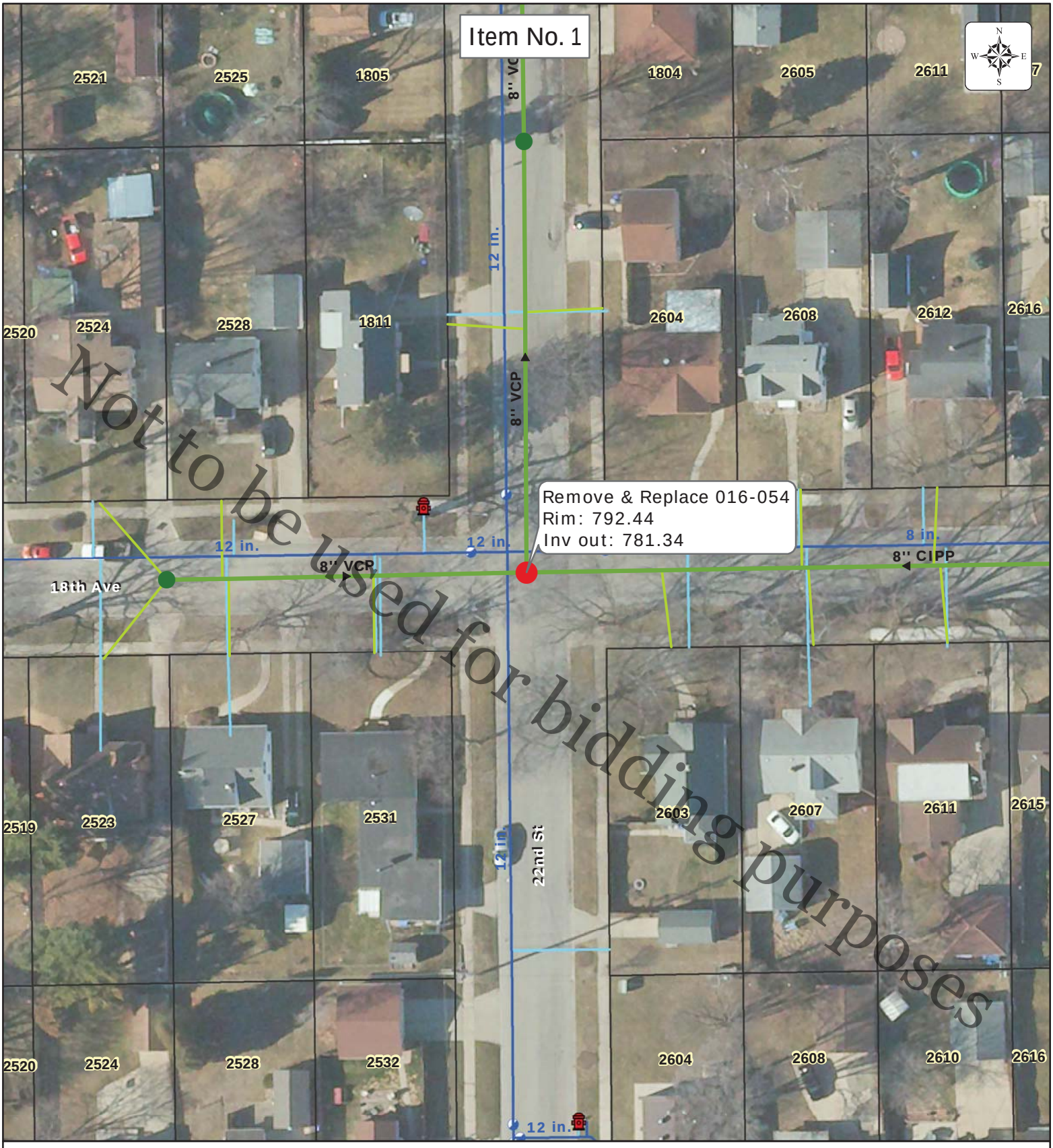

Work Description:
Remove & replace MH 016-054, 4' dia.

Special Considerations:
N/A

Road Jurisdiction:
City of Rockford

Minimum Pavement Section:
1.5" HMA SC; 2.5" HMA BC

Rock River Water Reclamation District

2020-2021 Collection System Repairs

0 25 50 1 inch = 50 feet 100 150 Feet

By: J. Kink
Produced: 6/23/2020
RRWRD Engineering Department

ROCK RIVER WATER RECLAMATION DISTRICT

Manhole Inspection Form

Manhole ID: 016-054 **Inspector:** W. STAHL **Date:** 05/26/2020

Address/Location: INT. OF 18TH AVE & 22ND ST

Surface Cover: Asphalt ☒ Concrete ☐ Turf ☐ Gravel ☐ Other ☐ **Ponding:** Yes ☐ No ☒

Lid / Cover:			
	Open Grate ☐	Sanitary Stamp ☒	Bolt-down ☐
	Concealed Pickhole ☒	No Stamp ☐	Gasket ☒
	Open Pickhole ☐	Other ☐	Low Profile ☐

Frame:		
Cast Iron ☒	Good ☐
Other ☐	Fair ☒
	Poor ☐

Adj. Rings: Qty 12, Size 3"		
Precast ☐	Good ☐
Brick ☒	Fair ☒
Block ☐	Poor ☐
Other ☐	
None ☐	

Cone:	
Precast ☐	Good ☐
Brick ☒	Fair ☒
Block ☐	Poor ☐
Flat Top ☐	
Other ☐	

Wall / Base:	
Precast ☐	Good ☐
Brick ☒	Fair ☒
Block ☐	Poor ☐
Other ☐	
Coating ☐	

Bench:	
Conc. ☒	Flat ☐
Block ☐	Half ☒
Brick ☐	3/4 ☐
Other ☐	
None ☐	

Steps:	
Cast Iron ☒	Good ☐
Plastic ☐	Fair ☒
None ☐	Poor ☐
1st < 30" from Rim	Yes ☒ No ☐
Last < 24" from Bench	Yes ☒ No ☐

Infiltr:	Low	Med	Heavy	None
Adj.	☒	☐	☐	☐
Cone	☒	☐	☐	☐
Wall	☒	☐	☐	☐
Bench	☒	☐	☐	☐

GPS Rim Elev: 792.44 **MH Diameter:** 4' **Surcharge:** Yes ☐ No ☒

In MH 1 (Upstrm)	016-056 (E)	Depth High:		Elev:		Depth Low: 11.02	Elev: 781.42
In MH 2 (Upstrm)	016-055 (W)	Depth High:		Elev:		Depth Low: 11.05	Elev: 781.39
In MH 3 (Upstrm)		Depth High:		Elev:		Depth Low:	Elev:

Serv 1 Clock Pos: _____ Address: _____
Depth High: _____ Elev: _____ Depth Low: _____ Elev: _____
Serv 2 Clock Pos: _____ Address: _____
Depth High: _____ Elev: _____ Depth Low: _____ Elev: _____
Serv 3 Clock Pos: _____ Address: _____
Depth High: _____ Elev: _____ Depth Low: _____ Elev: _____

Out is considered 12:00 and service clock position shall be given from 12:00.

Out MH 1 (Dwnstrm)	016-053 (N)	Depth: 11.10	Elev: 781.34
Out MH 2 (Dwnstrm)		Depth:	Elev:

Metered ☐ Outside Drop ☐ Inside Drop ☐

Comments: STOVE PIPE CHIMNEY 36"

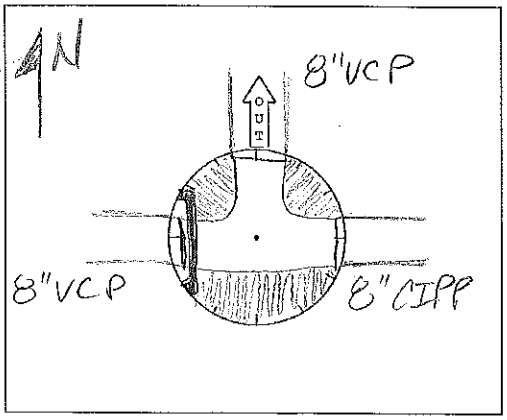

Not to be used for bidding purposes

Work Description:
Remove & replace MH 016-068, 5' dia.

Special Considerations:
N/A

Road Jurisdiction:
City of Rockford

Minimum Pavement Section:
1.5" HMA SC; 2.5" HMA BC

Rock River Water Reclamation District

2020-2021 Collection System Repairs

0 25 50 1 inch = 50 feet 100 150 Feet

By: J. Kink
Produced: 6/23/2020
RRWRD Engineering Department

ROCK RIVER WATER RECLAMATION DISTRICT

Manhole Inspection Form

Manhole ID: 016-068 **Inspector:** CB / CN **Date:** May 21, 2020

Address/Location: INT OF 16TH AVENUE AND 24TH STREET

Surface Cover: Asphalt ☒ Concrete ☐ Turf ☐ Gravel ☐ Other ☐ **Ponding:** Yes ☐ No ☒

Lid / Cover:	Open Grate ☐	Sanitary Stamp ☐	Bolt-down ☐
	Concealed Pickhole ☐	No Stamp ☒	Gasket ☐
	Open Pickhole ☒	Other ☐	Low Profile ☐

Frame:	Cast Iron ☒	Good ☐
	Other ☐	Fair ☒
		Poor ☐

Adj. Rings:	Precast ☐	Good ☐
Qty 2 Size Row	Brick ☒	Fair ☐
	Block ☐	Poor ☒
	Other ☐	
	None ☐	

Cone:	Precast ☐	Good ☐
NON-GASKETED	Brick ☒	Fair ☐
	Block ☐	Poor ☒
	Flat Top ☐	
	Other ☐	

Wall / Base:	Precast ☐	Good ☐
	Brick ☒	Fair ☒
	Block ☐	Poor ☐
	Other ☐	
	Coating ☐	

Bench:	Conc. ☒	Flat ☐
	Block ☐	Half ☐
	Brick ☐	3/4 ☐
	Other ☐	
	None ☐	

Steps:	Cast Iron ☒	Good ☐
	Plastic ☐	Fair ☐
	None ☐	Poor ☒
1st < 30" from Rim	Yes ☒	No ☐
Last < 24" from Bench	Yes ☒	No ☐

Infiltr:	Low	Med	Heavy	None
Adj.	☒	☐	☐	☐
Cone	☒	☐	☐	☐
Wall	☐	☐	☐	☒
Bench	☐	☐	☐	☒

GPS Rim Elev: 786.65 (AVG) **MH Diameter:** 4' **Surcharge:** Yes ☐ No ☒

(E) In MH 1 (Upstrm)	016-073	Depth High:	10.11	Elev:	776.54	Depth Low:	Elev:
(W) In MH 2 (Upstrm)	016-069	Depth High:	9.95	Elev:	776.90	Depth Low:	Elev:
(S) In MH 3 (Upstrm)	016-071	Depth High:	10.05	Elev:	776.60	Depth Low:	Elev:

Serv 1 Clock Pos:		Address:					
Depth High:		Elev:		Depth Low:		Elev:	
Serv 2 Clock Pos:		Address:					
Depth High:		Elev:		Depth Low:		Elev:	
Serv 3 Clock Pos:		Address:					
Depth High:		Elev:		Depth Low:		Elev:	

Out is considered 12:00 and service clock position shall be given from 12:00.

(W) Out MH 1 (Dwnstrm)	016-067	Depth:	10.14	Elev:	776.51
Out MH 2 (Dwnstrm)		Depth:		Elev:	

Metered ☐ Outside Drop ☐ Inside Drop ☐



Comments: LOOSE BRICKS IN ADJUSTMENT/CONE AREA. STEPS ARE IN POOR SHAPE, OPEN PICKHOLE AND UNSTAMPED LID. POSSIBLE CONE REPLACEMENT DOWN THE ROAD.

Not to be used for bidding purposes

Work Description:
Remove & replace MH 021-041, 4' dia. Shift new MH 8' east of existing location.

Special Considerations:
Reconnect service to 1001 Bishop Washington w/ new wye on main. Do not reconnect service to 921 (vacant lot)

Road Jurisdiction:
City of Rockford

Minimum Pavement Section:
1.5" HMA SC; 2.5" HMA BC

Rock River Water Reclamation District

2020-2021 Collection System Repairs

0 20 40 1 inch = 40 feet 80 120 Feet

By: J. Kink
Produced: 6/23/2020
RRWRD Engineering Department

ROCK RIVER WATER RECLAMATION DISTRICT

Manhole Inspection Form

Manhole ID: 021-041 **Inspector:** CB **Date:** FEBRUARY 20 2018

Address/Location: 1001 BISHOP WASHINGTON (CHURCH PARKING LOT)

Surface Cover: Asphalt ☒ Concrete ☐ Turf ☐ Gravel ☐ Other ☐ **Ponding:** Yes ☐ No ☒

Lid / Cover:			
	Open Grate ☐	Sanitary Stamp ☒	Bolt-down ☐
	Concealed Pickhole ☒	No Stamp ☐	Gasket ☒
	Open Pickhole ☐	Other ☐	Low Profile ☐

Frame:		
	Cast Iron ☒	Good ☐
	Other ☐	Fair ☒
		Poor ☐

Adj. Rings:			
Qty	Size	Precast ☐	Good ☐
2	ROWS	Brick ☒	Fair ☐
		Block ☐	Poor ☒
		Other ☐	
		None ☐	

Cone:		
	Precast ☐	Good ☐
	Brick ☒	Fair ☐
	Block ☐	Poor ☒
	Flat Top ☐	
	Other ☐	

Wall / Base:		
	Precast ☐	Good ☐
	Brick ☒	Fair ☒
	Block ☐	Poor ☐
	Other ☐	
	Coating ☐	

Bench:		
	Conc. ☒	Flat ☐
	Block ☐	Half ☒
	Brick ☐	3/4 ☐
	Other ☐	
	None ☐	

Steps:		
	Cast Iron ☒	Good ☐
	Plastic ☐	Fair ☐
	None ☐	Poor ☒
1st < 30" from Rim	Yes ☒	No ☐
Last < 24" from Bench	Yes ☒	No ☐

Infiltr:	Low	Med	Heavy	None
Adj.	☒	☐	☐	☐
Cone	☒	☐	☐	☐
Wall	☒	☐	☐	☐
Bench	☐	☐	☐	☒

GPS Rim Elev: 755.31 **MH Diameter:** 41 **Surcharge:** Yes ☐ No ☒

In MH 1 (Upstrm)	021-042	Depth High:		Elev:		Depth Low:	10.81	Elev:	744.50
In MH 2 (Upstrm)		Depth High:		Elev:		Depth Low:		Elev:	
In MH 3 (Upstrm)		Depth High:		Elev:		Depth Low:		Elev:	

Serv 1 Clock Pos:	9	Address:	1001 BISHOP WASHINGTON (CHURCH PARKING LOT)				
Depth High:		Elev:		Depth Low:	7.90	Elev:	767.41
Serv 2 Clock Pos:	3	Address:	OPEN LOT				
Depth High:		Elev:		Depth Low:	8.60	Elev:	768.81
Serv 3 Clock Pos:		Address:					
Depth High:		Elev:		Depth Low:		Elev:	

Out is considered 12:00 and service clock position shall be given from 12:00.

Out MH 1 (Dwnstrm)	021-040	Depth:	10.85	Elev:	744.46
Out MH 2 (Dwnstrm)		Depth:		Elev:	

Metered ☐ Outside Drop ☐ Inside Drop ☐

Comments: VERY POOR STEPS, BRICKS ARE LETTING IN INFILTRATION THROUGHOUT ENTIRETY OF MH.

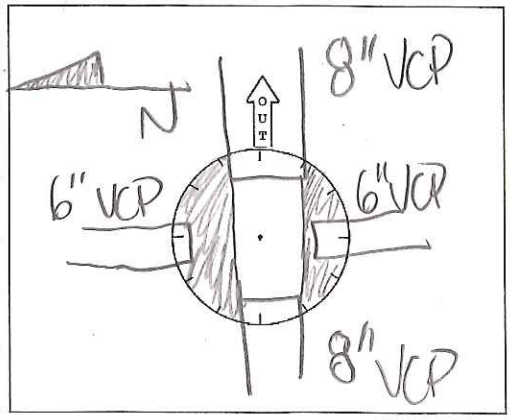

File Name/Location: Revised 01/2018

Not to be used for bidding purposes

Work Description:
Remove & replace MH 021-127, 6' dia. drop. Remove & replace 20' of 8" dia. sanitary, 45'-65' D/S of MH 021-127 (sagged pipe).

Special Considerations:
Reconnect all 3 existing 6" Dia. service at MH; 2 services require drop bowls assemblies.

Road Jurisdiction:
City of Rockford

Minimum Pavement Section:
1.5" HMA SC; 2.5" HMA BC

Rock River Water Reclamation District

2020-2021 Collection System Repairs

0 20 40 1 inch = 40 feet 80 120 Feet

By: J. Kink
Produced: 6/23/2020
RRWRD Engineering Department

ROCK RIVER WATER RECLAMATION DISTRICT

Manhole Inspection Form

Manhole ID: 021-127 **Inspector:** CB/RJ **Date:** February 16, 2018

Address/Location: 1121 Wigton Avenue

Surface Cover: Asphalt ☒ Concrete ☐ Turf ☐ Gravel ☐ Other ☐ **Ponding:** Yes ☐ No ☒

Lid / Cover:			
	Open Grate ☐	Sanitary Stamp ☒	Bolt-down ☐
	Concealed Pickhole ☒	No Stamp ☐	Gasket ☒
	Open Pickhole ☐	Other ☐	Low Profile ☐

Frame:		
Cast Iron ☒	Good ☐	
Other ☐	Fair ☒	
	Poor ☐	

Adj. Rings:				
Qty	Size	Precast ☒	Good ☐	
1	2"	Brick ☐	Fair ☒	
		Block ☐	Poor ☐	
		Other ☐		
		None ☐		

Cone:		
Precast ☐	Good ☐	
Brick ☒	Fair ☐	
Block ☐	Poor ☒	
Flat Top ☐		
Other ☐		

Wall / Base:		
Precast ☐	Good ☐	
Brick ☒	Fair ☐	
Block ☐	Poor ☒	
Other ☐		
Coating ☐		

Bench:		
Conc. ☒	Flat ☐	
Block ☐	Half ☒	
Brick ☐	3/4 ☐	
Other ☐		
None ☐		

Steps:		
Cast Iron ☒	Good ☐	
Plastic ☐	Fair ☐	
None ☐	Poor ☒	
1st < 30" from Rim	Yes ☐	No ☒
Last < 24" from Bench	Yes ☐	No ☒

Infiltr:	Low	Med	Heavy	None
Adj.	☐	☒	☐	☐
Cone	☐	☒	☐	☐
Wall	☒	☐	☐	☐
Bench	☒	☐	☐	☐

GPS Rim Elev: 766.45 **MH Diameter:** 4' **Surcharge:** Yes ☐ No ☒

In MH 1 (Upstrm)		Depth High:	Elev:	Depth Low:	Elev:
In MH 2 (Upstrm)		Depth High:	Elev:	Depth Low:	Elev:
In MH 3 (Upstrm)		Depth High:	Elev:	Depth Low:	Elev:

Serv 1 Clock Pos:	3	Address:	1901 Wigton Avenue (Apt House Complex)		
Depth High:	6.25	Elev:	760.20	Depth Low: 9.28	Elev: 757.17
Serv 2 Clock Pos:	8	Address:	1121 Wigton Avenue 7.20		
Depth High:	7.75	Elev:	758.70	Depth Low: 9.20	Elev: 757.85
Serv 3 Clock Pos:	5	Address:	1201 Wigton Avenue 9.50		756.95
Depth High:	6	Elev:	1210 Wigton Avenue	Depth Low: 9.32	Elev: 757.13

Out is considered 12:00 and service clock position shall be given from 12:00.

Out MH 1 (Dwnstrm)	021-044	Depth:	9.52	Elev:	756.93
Out MH 2 (Dwnstrm)		Depth:		Elev:	

Metered ☐ Outside Drop ☐ Inside Drop ☐ Depth: 4 1910 Wigton Ave 7.94 Elev: 758.57

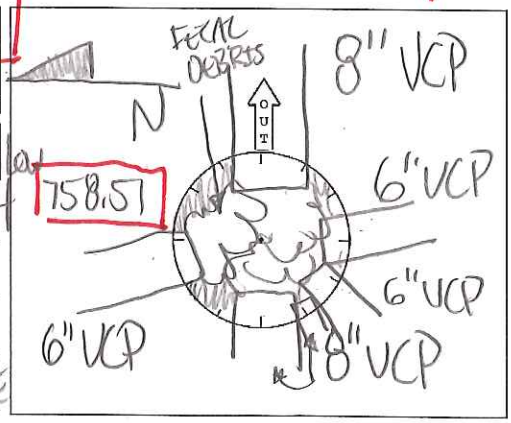

Comments:

GREAT CANDIDATE FOR REPLACEMENT FECAL DEBRIS PILED UP W/ PAPER TOWELS INFRONT OF ALL INVERTS, BRICKS LEAKING MODERATELY EVERYWHERE 2 MANY SERVICES FOR A DEADEND MH.

Not to be used for bidding purposes

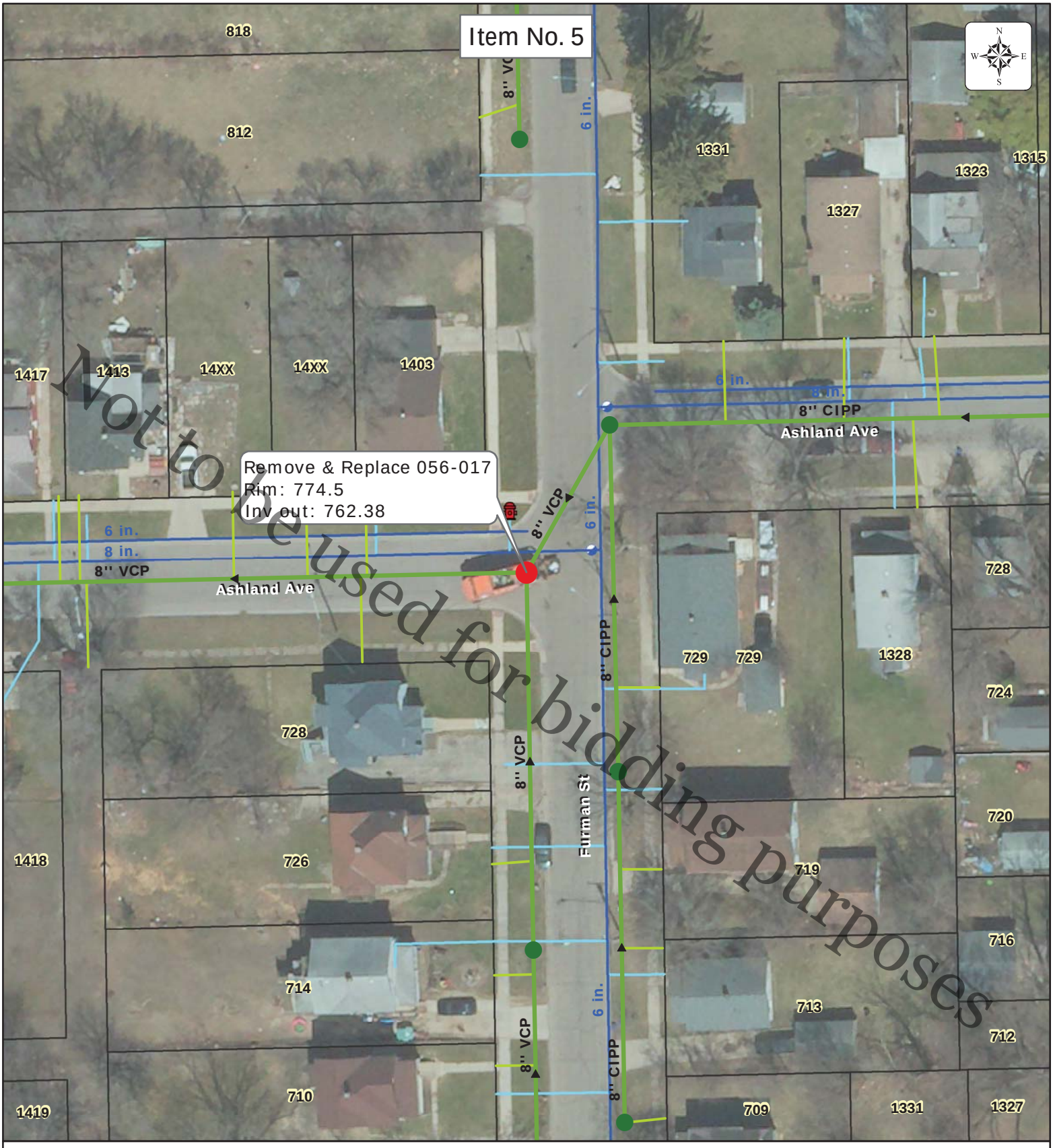

Not to be used for bidding purposes

Work Description:
Remove & replace MH 056-017, 5' dia. drop.

Special Considerations:
N/A

Road Jurisdiction:
City of Rockford

Minimum Pavement Section:
1.5" HMA SC; 2.5" HMA BC

Rock River Water Reclamation District

2020-2021 Collection System Repairs

0 25 50 1 inch = 50 feet 100 150 Feet

By: J. Kink
Produced: 6/23/2020
RRWRD Engineering Department

ROCK RIVER WATER RECLAMATION DISTRICT

Manhole Inspection Form

Manhole ID: 056-017 **Inspector:** CB **Date:** MARCH 7, 2019

Address/Location: INT OF ASHLAND AVENUE AND FURMAN STREET

Surface Cover: Asphalt ☒ Concrete ☐ Turf ☐ Gravel ☐ Other ☐ **Ponding:** Yes ☐ No ☒

Lid / Cover:				Frame:		
	Open Grate ☐	Sanitary Stamp ☒	Bolt-down ☐		Cast Iron ☒	Good ☐
	Concealed Pickhole ☒	No Stamp ☐	Gasket ☒		Other ☐	Fair ☒
	Open Pickhole ☐	Other ☐	Low Profile ☐			Poor ☐

Adj. Rings:				Cone:			Wall / Base:		
Qty	Size	Precast ☐	Good ☐		Precast ☐	Good ☐		Precast ☐	Good ☐
2	Row	Brick ☒	Fair ☐		Brick ☒	Fair ☐		Brick ☒	Fair ☒
		Block ☐	Poor ☒		Block ☐	Poor ☒		Block ☐	Poor ☐
		Other ☐			Flat Top ☐			Other ☐	
		None ☐			Other ☐			Coating ☐	

Bench:			Steps:			Infiltr:	Low	Med	Heavy	None
	Conc. ☒	Flat ☒		Cast Iron ☐	Good ☐	Adj.	☐	☐	☐	☒
	Block ☐	Half ☐		Plastic ☐	Fair ☐	Cone	☐	☐	☐	☒
	Brick ☐	3/4 ☐		None ☒	Poor ☐	Wall	☐	☐	☐	☒
	Other ☐		1st < 30" from Rim	Yes ☐	No ☒	Bench	☐	☐	☐	☒
	None ☐		Last < 24" from Bench	Yes ☐	No ☒					

GPS Rim Elev: 774.50 **MH Diameter:** 4' **Surcharge:** Yes ☐ No ☒

(S)	In MH 1 (Upstrm)	056-018	Depth High:	7.89	Elev:	766.61	Depth Low:	Elev:
(NE)	In MH 2 (Upstrm)	056-020	Depth High:	12.01	Elev:	762.49	Depth Low:	Elev:
	In MH 3 (Upstrm)		Depth High:		Elev:		Depth Low:	Elev:

Serv 1 Clock Pos: _____ Address: _____
Depth High: _____ Elev: _____ Depth Low: _____ Elev: _____
Serv 2 Clock Pos: _____ Address: _____
Depth High: _____ Elev: _____ Depth Low: _____ Elev: _____
Serv 3 Clock Pos: _____ Address: _____
Depth High: _____ Elev: _____ Depth Low: _____ Elev: _____

Out is considered 12:00 and service clock position shall be given from 12:00.

(W)	Out MH 1 (Dwnstrm)	056-016	Depth:	12.12	Elev: 762.38
	Out MH 2 (Dwnstrm)		Depth:		Elev:

Metered ☐ Outside Drop ☐ Inside Drop ☐

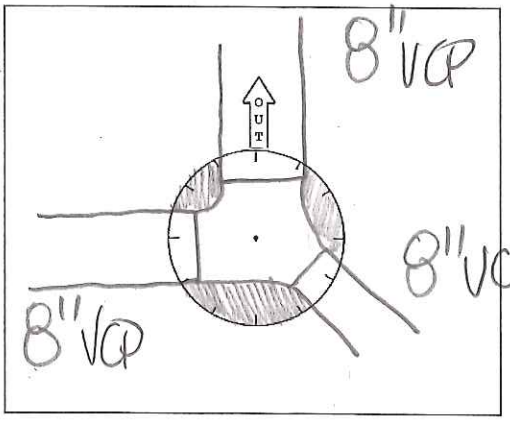

Comments: NO STEPS IN MH, CRUMBLING BRICKS IN ADJUSTMENT AND CONE, FLAT BENCH COLLECTING DEBRIS AND ELEVATED MAIN PLOPPING DEBRIS AND CATCHING ON FLAT BENCH.

File Name/Location: Revised 01/2018

Not to be used for bidding purposes

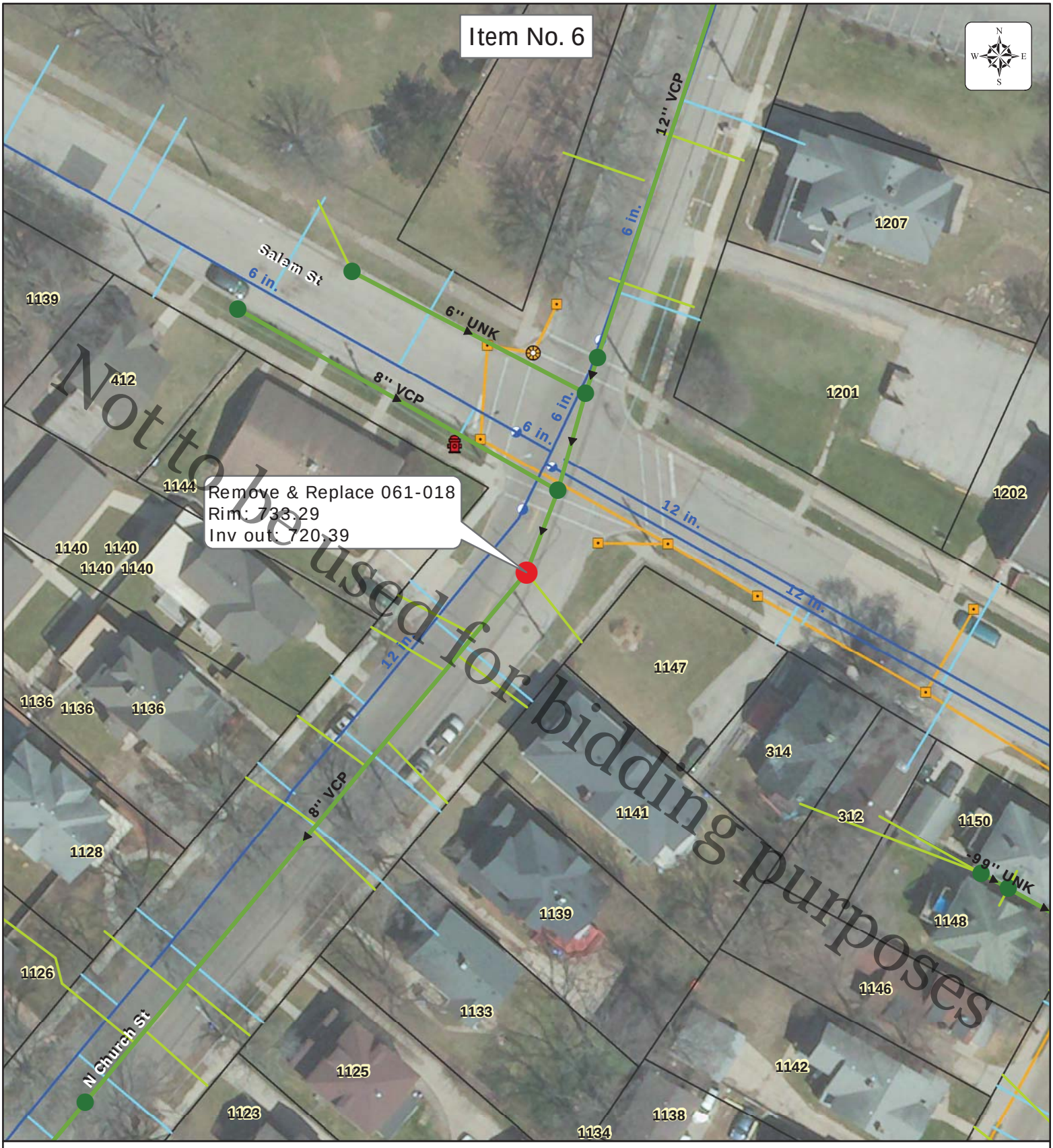

Work Description:
Remove & replace MH 061-018, 5' dia. drop.

Special Considerations:
Reconnect service to 1147 at new MH.

Road Jurisdiction:
City of Rockford

Minimum Pavement Section:
1.5" HMA SC; 2.5" HMA BC

Rock River Water Reclamation District

2020-2021 Collection System Repairs

0 25 50 1 inch = 50 feet 100 150 Feet

By: J. Kink
Produced: 6/23/2020
RRWRD Engineering Department

ROCK RIVER WATER RECLAMATION DISTRICT

Manhole Inspection Form

Manhole ID: 061-018 **Inspector:** CB **Date:** May 21, 2020

Address/Location: INT OF SALEM STREET AND N. CHURCH ST.

Surface Cover: Asphalt ☒ Concrete ☐ Turf ☐ Gravel ☐ Other ☐ **Ponding:** Yes ☐ No ☒

Lid / Cover:			
	Open Grate ☐	Sanitary Stamp ☒	Bolt-down ☐
	Concealed Pickhole ☒	No Stamp ☐	Gasket ☒
	Open Pickhole ☐	Other ☐	Low Profile ☐

Frame:		
Cast Iron ☒	Good ☐	
Other ☐	Fair ☒	
	Poor ☐	

Adj. Rings:			
Qty	Size	Precast ☒	Good ☐
1	2"	Brick ☒	Fair ☒
2	ROWS	Block ☐	Poor ☒
		Other ☐	
		None ☐	

Cone:		
Precast ☐	Good ☐	
Brick ☒	Fair ☐	
Block ☐	Poor ☒	
Flat Top ☐		
Other ☐		

Wall / Base:		
Precast ☐	Good ☐	
Brick ☒	Fair ☒	
Block ☐	Poor ☐	
Other ☐		
Coating ☐		

Bench:		
Conc. ☐	Flat ☒	
Block ☐	Half ☐	
Brick ☒	3/4 ☐	
Other ☐		
None ☐		

Steps:		
Cast Iron ☒	Good ☐	
Plastic ☐	Fair ☒	
None ☐	Poor ☐	
1st < 30" from Rim	Yes ☒	No ☐
Last < 24" from Bench	Yes ☒	No ☐

Infiltr:	Low	Med	Heavy	None
Adj.	☒	☐	☐	☐
Cone	☒	☐	☐	☐
Wall	☐	☐	☐	☒
Bench	☐	☐	☐	☒

GPS Rim Elev: 733.29 (AVG) **MH Diameter:** 4' **Surcharge:** Yes ☐ No ☒

(N)

In MH 1 (Upstrm) 061-019 Depth High: 11.60 Elev: 722.69 Depth Low: _____ Elev: _____

In MH 2 (Upstrm) _____ Depth High: _____ Elev: _____ Depth Low: _____ Elev: _____

In MH 3 (Upstrm) _____ Depth High: _____ Elev: _____ Depth Low: _____ Elev: _____

Serv 1 Clock Pos: 10 Address: 1141 N. CHURCH ST

Depth High: 10.71 Elev: 722.58 Depth Low: _____ Elev: _____

Serv 2 Clock Pos: _____ Address: _____

Depth High: _____ Elev: _____ Depth Low: _____ Elev: _____

Serv 3 Clock Pos: _____ Address: _____

Depth High: _____ Elev: _____ Depth Low: _____ Elev: _____

Out is considered 12:00 and service clock position shall be given from 12:00.

Out MH 1 (Dwnstrm) 061-101 Depth: 12.90 Elev: 720.39

Out MH 2 (Dwnstrm) _____ Depth: _____ Elev: _____

Metered ☐ Outside Drop ☐ Inside Drop ☐

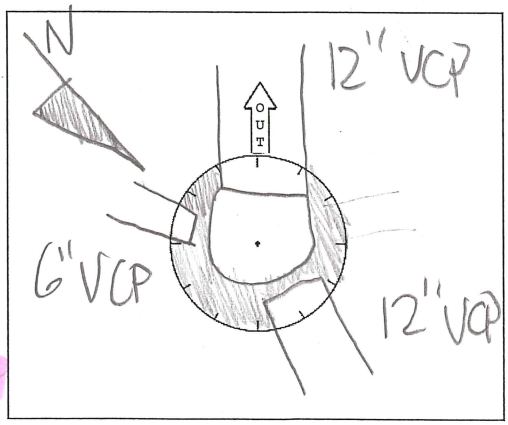

Comments: LOOSE AND CRUMBLING BRICKS IN ADJUSTMENT AND CONE AREA. FLAT BENCH W/ DEBRIS ALL OVER DUE TO NO TROUGH. ELEVATED INV IN. REPLACE CONE AND ADJUSTMENT FOR SURE.

File Name/Location: Revised 01/2018

Not to be used for bidding purposes

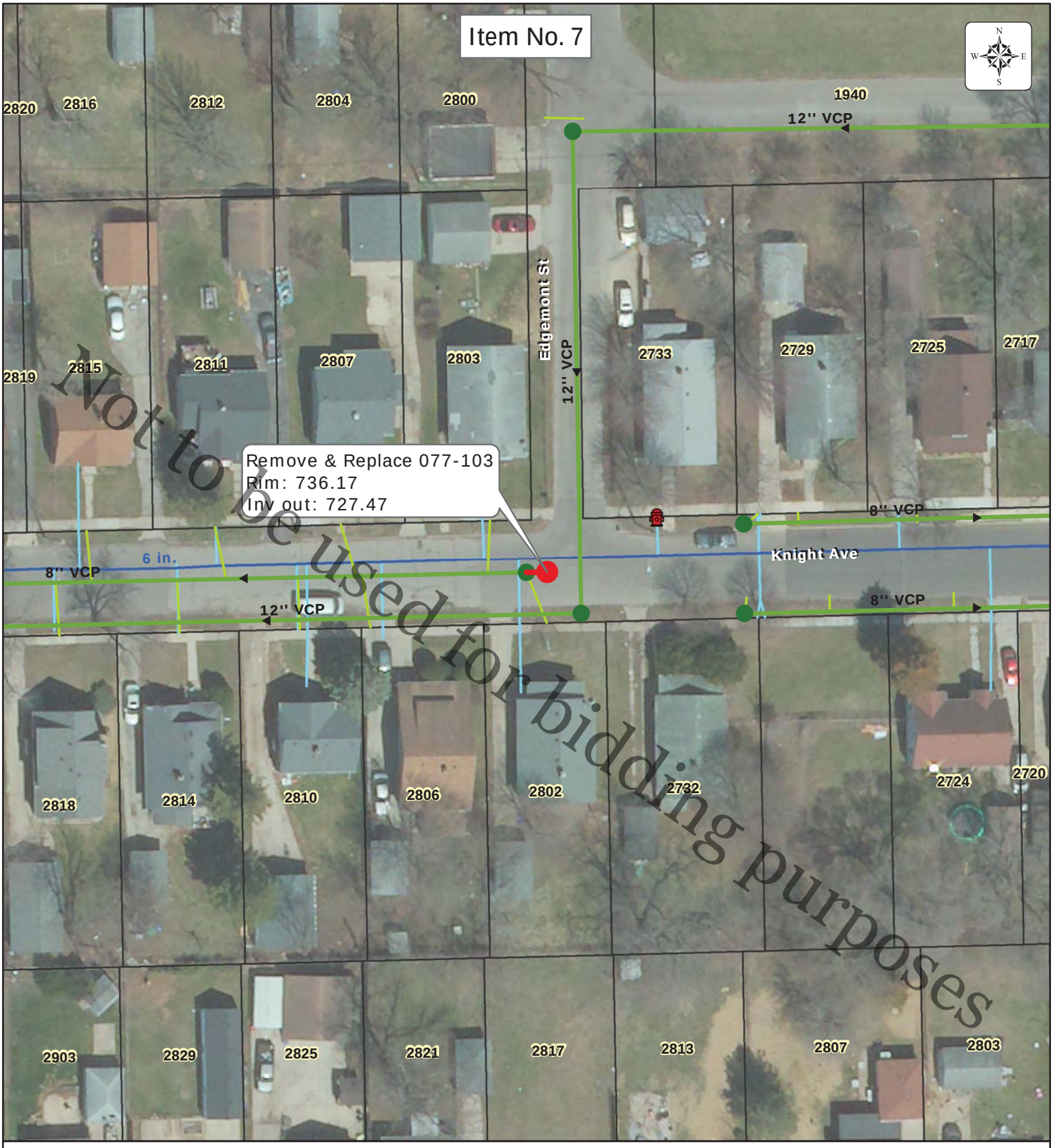

Work Description:
Remove & replace MH 077-103, 4' dia. Shift new MH 8' east of existing location.

Special Considerations:
Reconnect service to 2802 w/ new wye on main.

Road Jurisdiction:
City of Rockford

Minimum Pavement Section:
1.5" HMA SC; 2.5" HMA BC

Rock River Water Reclamation District

2020-2021 Collection System Repairs

0 25 50 1 inch = 50 feet 100 150 Feet

By: J. Kink
Produced: 6/23/2020
RRWRD Engineering Department

ROCK RIVER WATER RECLAMATION DISTRICT

Manhole Inspection Form

Manhole ID: 077-103 **Inspector:** CB/CN **Date:** May 21, 2020

Address/Location: 2803 KNIGHT AVENUE

Surface Cover: Asphalt ☒ Concrete ☐ Turf ☐ Gravel ☐ Other ☐ **Ponding:** Yes ☐ No ☒

Lid / Cover:			
	Open Grate ☐	Sanitary Stamp ☐	Bolt-down ☐
	Concealed Pickhole ☐	No Stamp ☒	Gasket ☐
	Open Pickhole ☒	Other ☐	Low Profile ☐

Frame:		
	Cast Iron ☒	Good ☐
	Other ☐	Fair ☒
		Poor ☐

Adj. Rings: Qty 2 Size 20"		
	Precast ☐	Good ☐
	Brick ☒	Fair ☐
	Block ☐	Poor ☒
	Other ☐	
	None ☐	

Cone:		
	Precast ☐	Good ☐
	Brick ☒	Fair ☒
	Block ☐	Poor ☒
	Flat Top ☐	
	Other ☐	

NON-GASKETED ☒

Wall / Base:		
	Precast ☐	Good ☐
	Brick ☒	Fair ☒
	Block ☐	Poor ☐
	Other ☐	
	Coating ☐	

Bench:		
	Conc. ☒	Flat ☒
	Block ☐	Half ☐
	Brick ☐	3/4 ☐
	Other ☐	
	None ☐	

Steps:		
	Cast Iron ☒	Good ☐
	Plastic ☐	Fair ☐
	None ☐	Poor ☒
1st < 30" from Rim	Yes ☐	No ☒
Last < 24" from Bench	Yes ☐	No ☒

Infiltr:	Low	Med	Heavy	None
Adj.	☒	☐	☐	☐
Cone	☐	☐	☐	☒
Wall	☐	☐	☐	☒
Bench	☐	☐	☐	☒

GPS Rim Elev: 736.17 (AVG) **MH Diameter:** 4' **Surcharge:** Yes ☐ No ☒

In MH 1 (Upstrm)	—	Depth High:		Elev:	Depth Low:	Elev:
In MH 2 (Upstrm)		Depth High:		Elev:	Depth Low:	Elev:
In MH 3 (Upstrm)		Depth High:		Elev:	Depth Low:	Elev:

Serv 1 Clock Pos: 8	Address: 2802 KNIGHT AVENUE		
Depth High: 8.10	Elev: 728.07	Depth Low:	Elev:
Serv 2 Clock Pos:	Address:		
Depth High:	Elev:	Depth Low:	Elev:
Serv 3 Clock Pos:	Address:		
Depth High:	Elev:	Depth Low:	Elev:

Out is considered 12:00 and service clock position shall be given from 12:00.

Out MH 1 (Dwnstrm)	077-081	Depth:	8.10	Elev:	727.47
Out MH 2 (Dwnstrm)		Depth:		Elev:	

Metered ☐	Outside Drop ☐	Inside Drop ☐

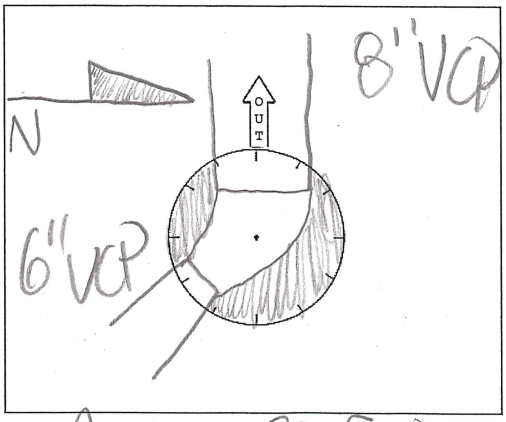

Comments: OPEN PICKHOLE, UNSTAMPED LID, THAT IS NON-GASKETED. CRUMBLING BRICKS IN ADJ/CONE AREA. COULD USE A CONE AND ADJUSTMENT. FLAT BENCH HAS ±.4 OF FECAL PICE UPS. NEEDS A TROUGH POURED IN MH TO STEER FLOW TO OUT. CALLED TERRY S. TO VAC OUT. 5-21-20

Not to be used for bidding purposes

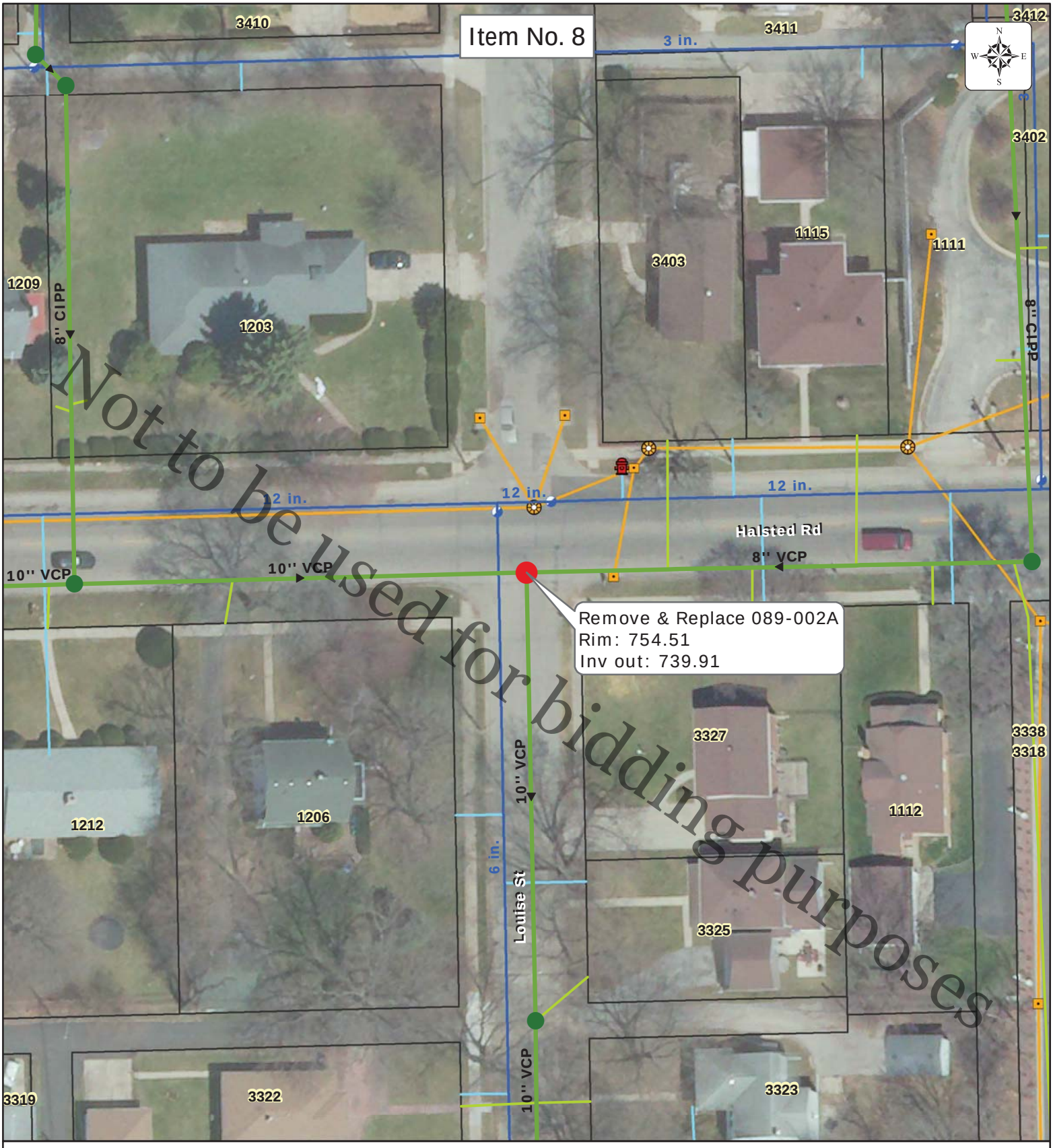

Work Description:
Remove & replace MH 089-002A, 5' dia. drop.

Special Considerations:
N/A

Road Jurisdiction:
City of Rockford

Minimum Pavement Section:
1.5" HMA SC; 2.5" HMA BC

Rock River Water Reclamation District

2020-2021 Collection System Repairs

0 25 50 1 inch = 50 feet 100 150 Feet

By: J. Kink
Produced: 6/23/2020
RRWRD Engineering Department

ROCK RIVER WATER RECLAMATION DISTRICT

Manhole Inspection Form

Manhole ID: 089-02A **Inspector:** CB **Date:** May 21, 2020

Address/Location: INT OF HALSTED ROAD AND LOUISE STREET

Surface Cover: Asphalt ☒ Concrete ☐ Turf ☐ Gravel ☐ Other ☐ **Ponding:** Yes ☐ No ☒

Lid / Cover:				Frame:		
	Open Grate ☐	Sanitary Stamp ☐	Bolt-down ☐		Cast Iron ☒	Good ☐
	Concealed Pickhole ☒	No Stamp ☒	Gasket ☐		Other ☐	Fair ☒
	Open Pickhole ☐	Other ☐	Low Profile ☐			Poor ☐

Adj. Rings:				Cone:			Wall / Base:		
Qty	Size	Precast ☒	Good ☐		Precast ☐	Good ☐		Precast ☐	Good ☐
1	2"	Brick ☐	Fair ☒		Brick ☒ NON-GASKETED	Fair ☒		Brick ☐	Fair ☒
		Block ☐	Poor ☐		Block ☐	Poor ☐		Block ☒	Poor ☐
		Other ☐			Flat Top ☐			Other ☐	
		None ☐			Other ☐			Coating ☐	

Bench:			Steps:			Infiltr:	Low	Med	Heavy	None
	Conc. ☒	Flat ☒		Cast Iron ☒	Good ☐	Adj.	☐	☐	☐	☒
	Block ☐	Half ☐		Plastic ☐	Fair ☒	Cone	☐	☐	☐	☒
	Brick ☐	3/4 ☐		None ☐	Poor ☐	Wall	☐	☐	☐	☒
	Other ☐		1st < 30" from Rim		Yes ☒ No ☐	Bench	☐	☐	☐	☒
	None ☐		Last < 24" from Bench		Yes ☒ No ☐					

GPS Rim Elev: 754.51 (AVG) **MH Diameter:** 4' **Surcharge:** Yes ☒ No ☐

(W) In MH 1 (Upstrm)	089-007	Depth High:	14.57	Elev:	739.94	Depth Low:		Elev:
(E) In MH 2 (Upstrm)	089-002	Depth High:	9.90	Elev:	744.61	Depth Low:	14.20	Elev: 740.31
In MH 3 (Upstrm)		Depth High:		Elev:		Depth Low:		Elev:

Serv 1 Clock Pos:		Address:					
Depth High:		Elev:		Depth Low:		Elev:	
Serv 2 Clock Pos:		Address:					
Depth High:		Elev:		Depth Low:		Elev:	
Serv 3 Clock Pos:		Address:					
Depth High:		Elev:		Depth Low:		Elev:	

Out is considered 12:00 and service clock position shall be given from 12:00.

(S) Out MH 1 (Dwnstrm)	089-001	Depth:	14.60	Elev:	739.91
Out MH 2 (Dwnstrm)		Depth:		Elev:	

Metered ☐	Outside Drop ☒	Inside Drop ☐

Comments: MH HAS OUTSIDE DROP TO EAST, RIPPED GASKET MH HAS NO BENCH SO FLOW SITS ON BOTTOM AND HAS NO DIRECTION. NEEDS BENCH



Not to be used for bidding purposes

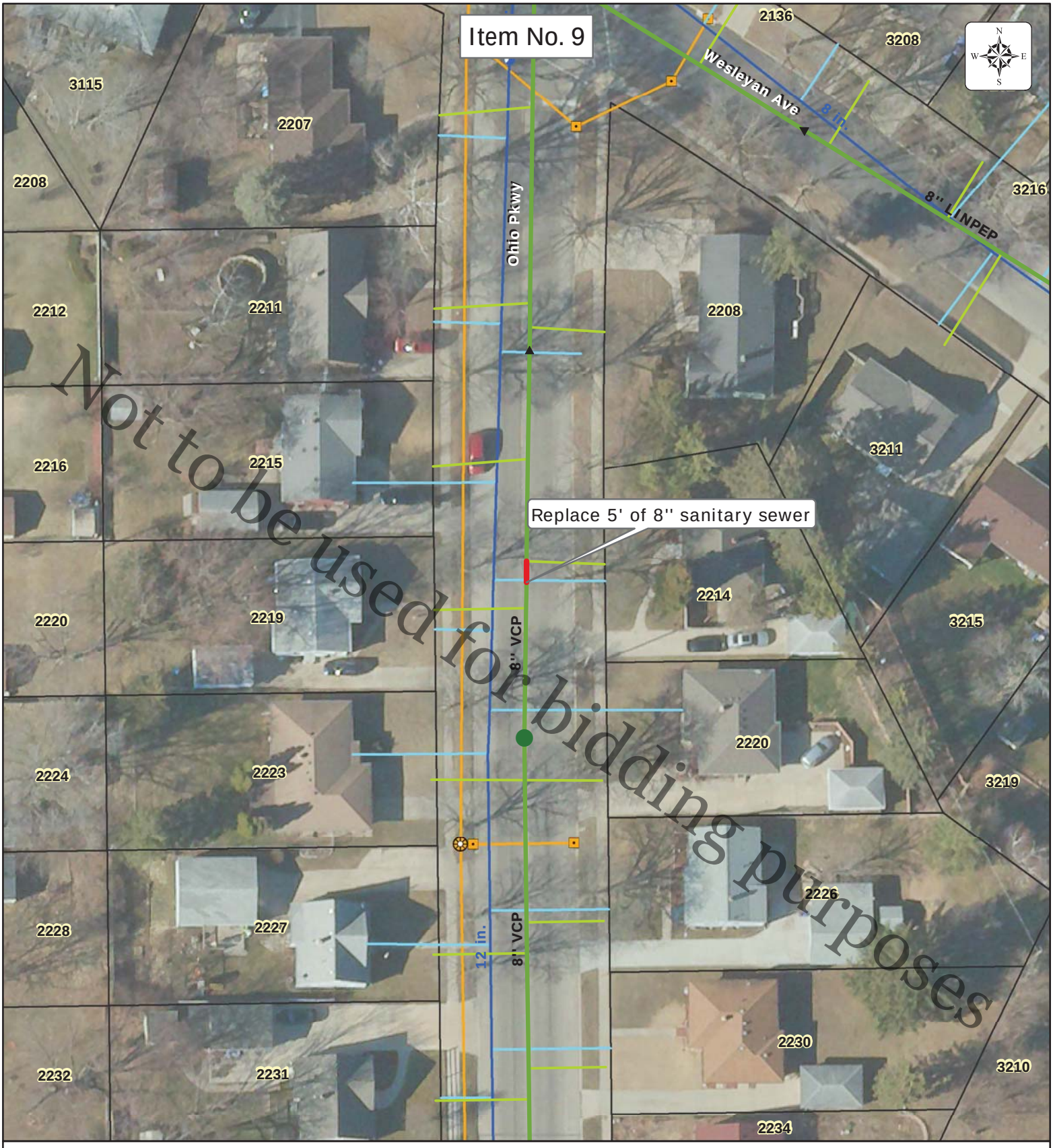

Work Description:
Remove & replace 5' of existing 8" dia. VCP; 61'-66' D/S of MH 112-015; broken pipe.

Special Considerations:
Reconnect 2214 w/ new wye on main.

Road Jurisdiction:
City of Rockford

Minimum Pavement Section:
2" HMA SC; 4" HMA BC

Rock River Water Reclamation District

2020-2021 Collection System Repairs

0 25 50 1 inch = 50 feet 100 150 Feet

By: J. Kink
Produced: 6/23/2020
RRWRD Engineering Department

Work Description:
Remove & replace MH 014-113, 4' dia. Shift new MH 8' south of existing location.

Special Considerations:
Reconnect 2327 and 2330 w/ new wyes on main.

Road Jurisdiction:
City of Rockford

Minimum Pavement Section:
2" HMA SC; 4" HMA BC

Rock River Water Reclamation District

2020-2021 Collection System Repairs

0 25 50 1 inch = 50 feet 100 150 Feet

By: J. Kink
Produced: 6/23/2020
RRWRD Engineering Department

ROCK RIVER WATER RECLAMATION DISTRICT

Manhole Inspection Form

Manhole ID: 014-113 **Inspector:** CB/PJ **Date:** MARCH 22 2018

Address/Location: 2327 CENTRAL AVENUE

Surface Cover: Asphalt ☒ Concrete ☐ Turf ☐ Gravel ☐ Other ☐ **Ponding:** Yes ☐ No ☒

Lid / Cover:				Frame:		
	Open Grate ☐	Sanitary Stamp ☒	Bolt-down ☐		Cast Iron ☒	Good ☐
	Concealed Pickhole ☒	No Stamp ☐	Gasket ☒		Other ☐	Fair ☒
	Open Pickhole ☐	Other ☐	Low Profile ☐			Poor ☐

Adj. Rings:				Cone:			Wall / Base:		
Qty	Size	Precast ☐	Good ☐		Precast ☐	Good ☐		Precast ☐	Good ☐
2	Row	Brick ☒	Fair ☒		Brick ☒	Fair ☒		Brick ☒	Fair ☒
		Block ☐	Poor ☐		Block ☐	Poor ☐		Block ☐	Poor ☐
		Other ☐			Flat Top ☐			Other ☐	
		None ☐			Other ☐			Coating ☐	

Bench:			Steps:		
	Conc. ☒	Flat ☐		Cast Iron ☒	Good ☐
	Block ☐	Half ☐		Plastic ☐	Fair ☒
	Brick ☐	3/4 ☒		None ☐	Poor ☐
	Other ☐		1st < 30" from Rim	Yes ☒	No ☐
	None ☐		Last < 24" from Bench	Yes ☒	No ☐

Infiltr:	Low	Med	Heavy	None
Adj.	☐	☐	☐	☒
Cone	☐	☐	☐	☒
Wall	☐	☐	☐	☐
Bench	☐	☐	☐	☐

GPS Rim Elev: 748.91 **MH Diameter:** 4' **Surcharge:** Yes ☐ No ☒

In MH 1 (Upstrm)	014-114	Depth High:		Elev:		Depth Low:	6.40	Elev:	742.51
In MH 2 (Upstrm)		Depth High:		Elev:		Depth Low:		Elev:	
In MH 3 (Upstrm)		Depth High:		Elev:		Depth Low:		Elev:	

Serv 1 Clock Pos:	2	Address:	2327 CENTRAL AVENUE				
Depth High:		Elev:		Depth Low:	9.13	Elev:	739.78
Serv 2 Clock Pos:	9	Address:	2330 CENTRAL AVENUE				
Depth High:		Elev:		Depth Low:	9.10	Elev:	739.81
Serv 3 Clock Pos:		Address:					
Depth High:		Elev:		Depth Low:		Elev:	

Out is considered 12:00 and service clock position shall be given from 12:00.

Out MH 1 (Dwnstrm)	014-083	Depth:	9.20	Elev:	739.71
Out MH 2 (Dwnstrm)		Depth:		Elev:	

Metered ☐	Outside Drop ☐	Inside Drop ☐

Comments: RIPPED GASKET, FECAL DEBRIS IN TROUGHS.

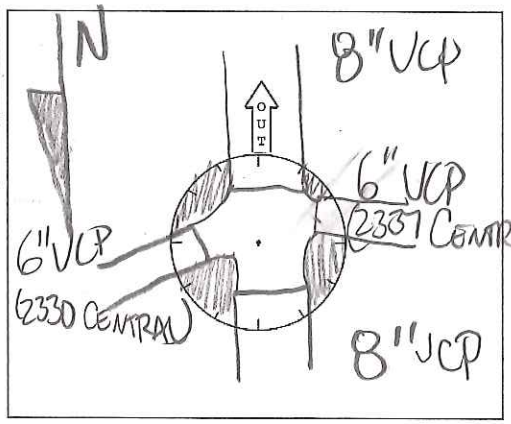

File Name/Location: Revised 01/2018

Not to be used for bidding purposes

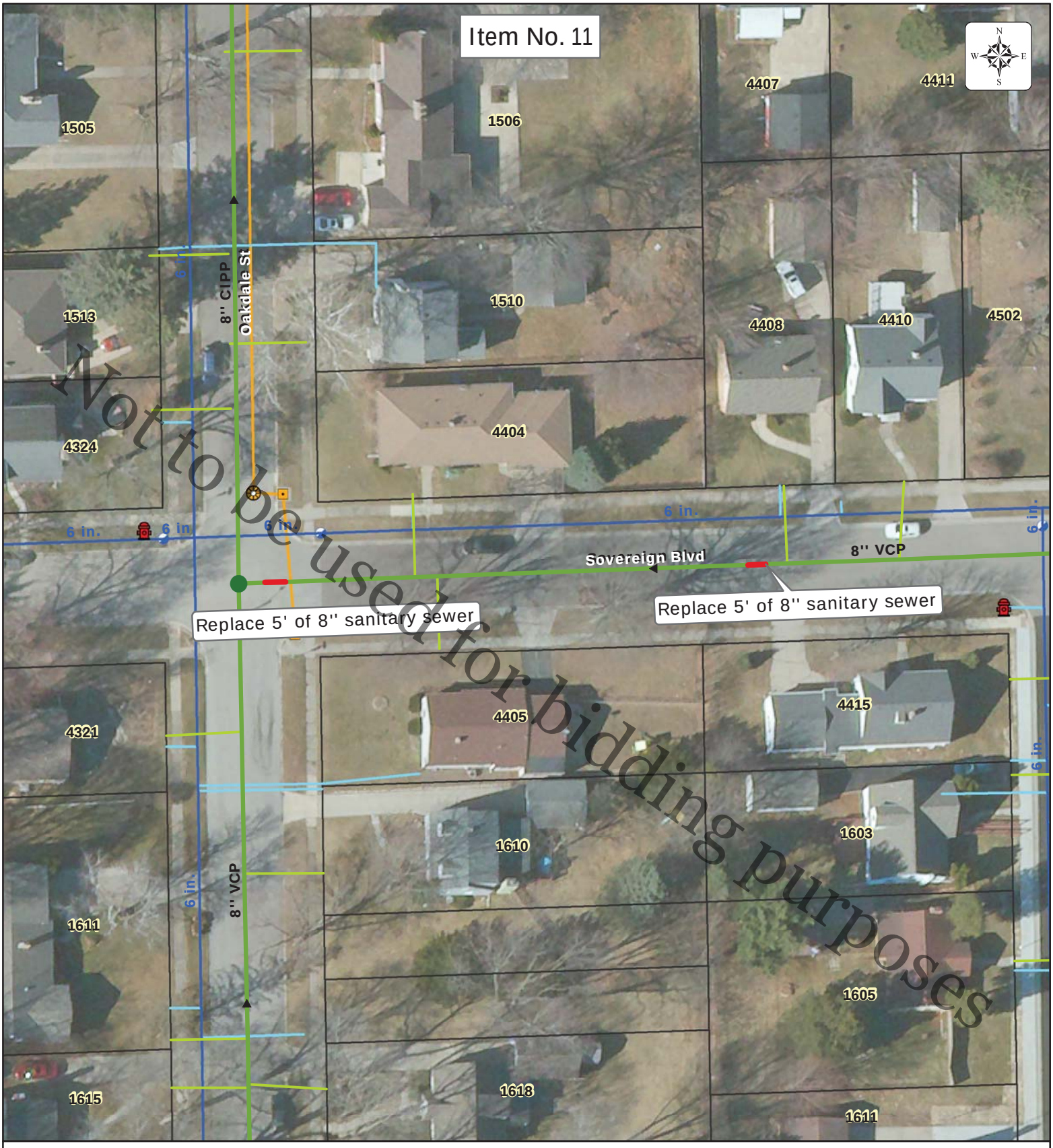

Work Description:
Remove & replace 10' of 8" dia. sanitary, 118'-123' and 304'-309' D/S of MH 020-079; broken pipe.

Special Considerations:
N/A

Road Jurisdiction:
City of Rockford

Minimum Pavement Section:
1.5" HMA SC; 2.5" HMA BC

Rock River Water Reclamation District

2020-2021 Collection System Repairs

0 25 50 1 inch = 50 feet 100 150 Feet

By: J. Kink
Produced: 6/23/2020
RRWRD Engineering Department

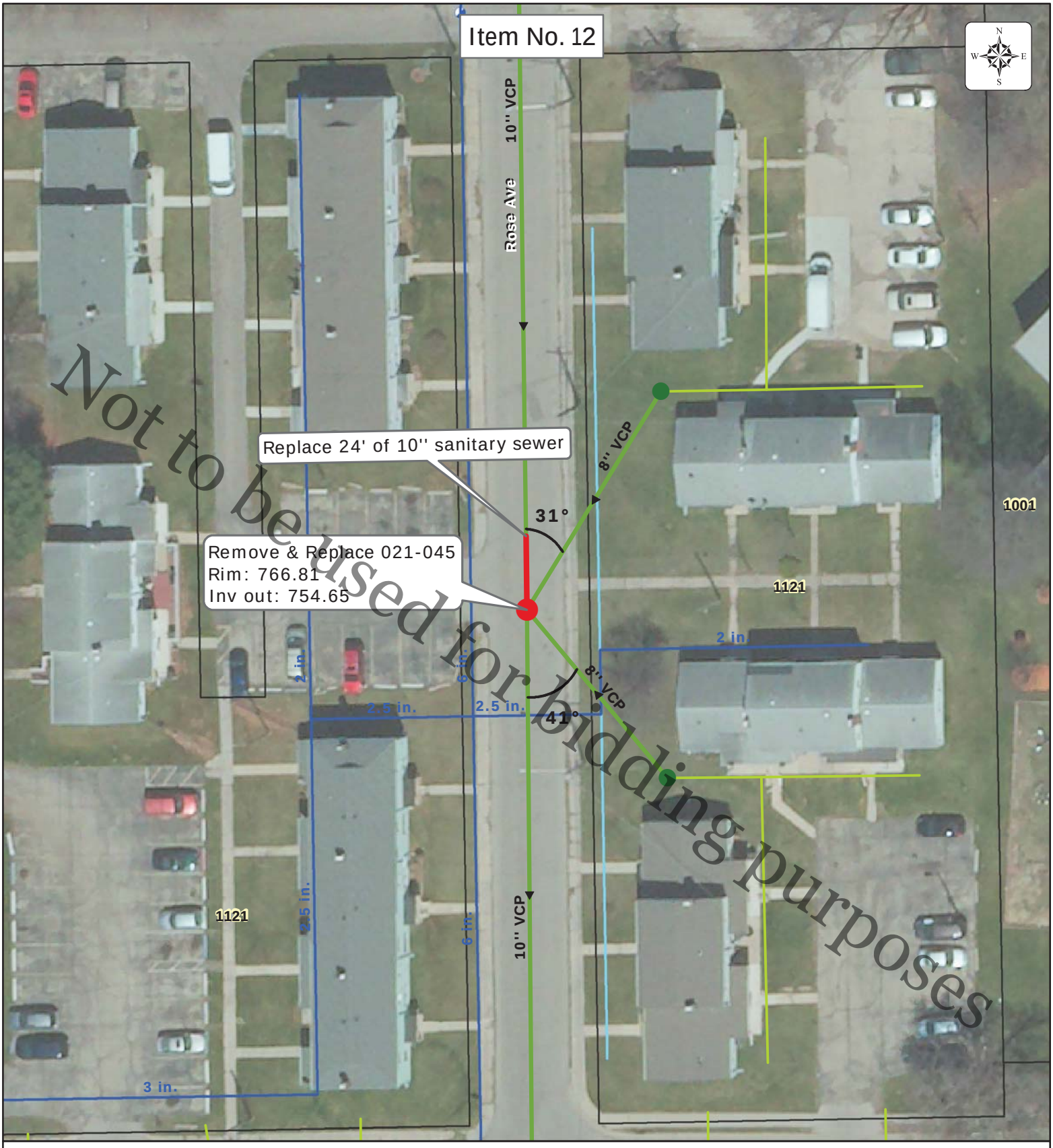

Work Description:
Remove & Replace MH 021-045, 6' dia.drop and MH 021-046, 4' dia. Remove & replace 24' of 10" dia. sanitary U/S of 021-045; broken pipe.

Special Considerations:
N/A

Road Jurisdiction:
City of Rockford

Minimum Pavement Section:
1.5" HMA SC; 2.5" HMA BC

Rock River Water Reclamation District

2020-2021 Collection System Repairs

0 20 40 1 inch = 40 feet 80 120 Feet

By: J. Kink
Produced: 6/23/2020
RRWRD Engineering Department

ROCK RIVER WATER RECLAMATION DISTRICT

Manhole Inspection Form

Manhole ID: 021-045 **Inspector:** CB **Date:** FEBRUARY 21, 2018

Address/Location: 1805 ROSE AVENUE

Surface Cover: Asphalt ☒ Concrete ☐ Turf ☐ Gravel ☐ Other ☐ **Ponding:** Yes ☐ No ☒

Lid / Cover:				Frame:		
	Open Grate ☐	Sanitary Stamp ☒	Bolt-down ☐		Cast Iron ☒	Good ☐
	Concealed Pickhole ☒	No Stamp ☐	Gasket ☒		Other ☐	Fair ☒
	Open Pickhole ☐	Other ☐	Low Profile ☐			Poor ☐

Adj. Rings:				Cone:			Wall / Base:		
Qty	Size	Precast ☐	Good ☐		Precast ☐	Good ☐		Precast ☐	Good ☐
10	ROWS	Brick ☒	Fair ☐		Brick ☒	Fair ☐		Brick ☒	Fair ☒
		Block ☒	Poor ☒		Block ☐	Poor ☒		Block ☐	Poor ☐
		Other ☐			Flat Top ☐			Other ☐	
		None ☐			Other ☐			Coating ☐	

Bench:			Steps:		
	Conc. ☒	Flat ☐		Cast Iron ☒	Good ☐
	Block ☐	Half ☐		Plastic ☐	Fair ☐
	Brick ☐	3/4 ☒		None ☐	Poor ☒
	Other ☐		1st < 30" from Rim	Yes ☐	No ☒
	None ☐		Last < 24" from Bench	Yes ☐	No ☒

Infiltr:	Low	Med	Heavy	None
Adj.	☒	☐	☐	☐
Cone	☒	☐	☐	☐
Wall	☒	☐	☐	☐
Bench	☒	☐	☐	☐

GPS Rim Elev: 766.81 **MH Diameter:** 5' **Surcharge:** Yes ☐ No ☒

In MH 1 (Upstrm)	021-046	Depth High:		Elev:		Depth Low:	12.13	Elev:	754.68
In MH 2 (Upstrm)		Depth High:		Elev:		Depth Low:		Elev:	
In MH 3 (Upstrm)		Depth High:		Elev:		Depth Low:		Elev:	

Serv 1 Clock Pos:	7	Address:	1722 ROSE AVENUE				
Depth High:	4.67	Elev:		Depth Low:	11.52	Elev:	755.29
Serv 2 Clock Pos:	11	Address:	1810 ROSE AVENUE				
Depth High:		Elev:		Depth Low:	10.67	Elev:	756.14
Serv 3 Clock Pos:		Address:					
Depth High:		Elev:		Depth Low:		Elev:	

Out is considered 12:00 and service clock position shall be given from 12:00.

Out MH 1 (Dwnstrm)	021-043	Depth:	12.16	Elev:	754.65
Out MH 2 (Dwnstrm)		Depth:		Elev:	

Metered ☐ Outside Drop ☒ Inside Drop ☐



Comments: BRICKS AND BLOCKS ARE VERY POOR IN CONE AND ADJUSTMENT AND LEAKING LOW/MODERATELY BOTH SERVICES ARE IN MH AND NOT INDICATED ON MAPS GOOD CANDIDATE FOR REPLACEMENT DEBRIS ALL OVER EAST BENCH FROM BOTH SERVICES

File Name/Location: Revised 01/2018

Not to be used for bidding purposes

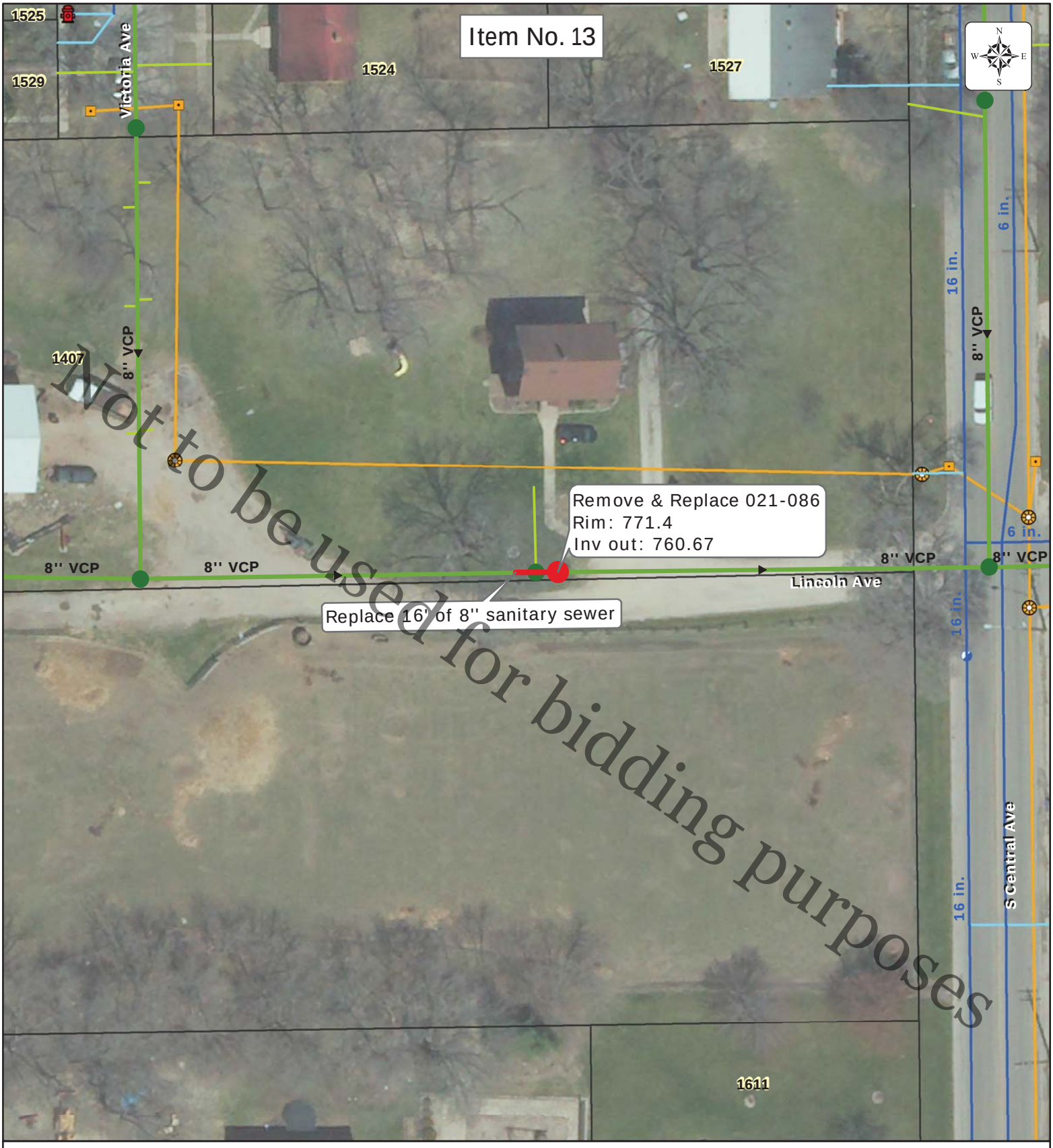

Work Description:
Remove & replace MH 021-086, 4' dia. Shift new MH 8' east of existing location.
Remove & replace 8' of 8" dia. sanitary upstream of existing MH; broken pipe.

Special Considerations:
Reconnect service to 1407 w/ new wye on main.

Road Jurisdiction:
N/A

Minimum Pavement Section:
4" Base Aggregate Surface

Rock River Water Reclamation District

2020-2021 Collection System Repairs

0 25 50 1 inch = 50 feet 100 150 Feet

By: J. Kink
Produced: 6/23/2020
RRWRD Engineering Department

ROCK RIVER WATER RECLAMATION DISTRICT

Manhole Inspection Form

Manhole ID: 021-086 **Inspector:** CB/RJ **Date:** FEBRUARY 15 2018

Address/Location: 1579 S. CENTRAL SOUTH OF HOUSE NEXT TO SIDEWALK

Surface Cover: Asphalt ☐ Concrete ☐ Turf ☒ Gravel ☐ Other ☐ **Ponding:** Yes ☐ No ☒

Lid / Cover:			
	Open Grate ☐	Sanitary Stamp ☐	Bolt-down ☐
	Concealed Pickhole ☐	No Stamp ☒	Gasket ☐
	Open Pickhole ☒	Other ☐	Low Profile ☐

Frame:		
Cast Iron ☒	Good ☐	
Other ☐	Fair ☒	
	Poor ☐	

Adj. Rings:			
Qty	Size	Precast ☐	Good ☐
3	ROWS	Brick ☒	Fair ☒
		Block ☐	Poor ☐
		Other ☐	
		None ☐	

Cone:		
Precast ☐	Good ☐	
Brick ☒	Fair ☒	
Block ☐	Poor ☐	
Flat Top ☐		
Other ☐		

Wall / Base:		
Precast ☐	Good ☐	
Brick ☒	Fair ☒	
Block ☐	Poor ☐	
Other ☐		
Coating ☐		

Bench:		
Conc. ☒	Flat ☒	
Block ☐	Half ☐	
Brick ☐	3/4 ☐	
Other ☐		
None ☐		

Steps:		
Cast Iron ☒	Good ☐	
Plastic ☐	Fair ☐	
None ☐	Poor ☒	
1st < 30" from Rim	Yes ☐	No ☒
Last < 24" from Bench	Yes ☐	No ☒

Infiltr:	Low	Med	Heavy	None
Adj.	☐	☐	☐	☒
Cone	☐	☐	☐	☒
Wall	☐	☐	☐	☒
Bench	☐	☐	☐	☒

GPS Rim Elev: 771.40 **MH Diameter:** 5' **Surcharge:** Yes ☐ No ☒

In MH 1 (Upstrm) 021-087 Depth High: ____ Elev: ____ Depth Low: 8.15 Elev: 763.25
In MH 2 (Upstrm) ____ Depth High: ____ Elev: ____ Depth Low: ____ Elev: ____
In MH 3 (Upstrm) ____ Depth High: ____ Elev: ____ Depth Low: ____ Elev: ____

Serv 1 Clock Pos: 9 Address: 1579 S. CENTRAL AVENUE
Depth High: ____ Elev: ____ Depth Low: 9.75 Elev: 761.65
Serv 2 Clock Pos: ____ Address: ____
Depth High: ____ Elev: ____ Depth Low: ____ Elev: ____
Serv 3 Clock Pos: ____ Address: ____
Depth High: ____ Elev: ____ Depth Low: ____ Elev: ____

Out is considered 12:00 and service clock position shall be given from 12:00.

Out MH 1 (Dwnstrm) 021-080 Depth: 10.73 Elev: 760.67
Out MH 2 (Dwnstrm) ____ Depth: ____ Elev: ____

Metered ☐ Outside Drop ☐ Inside Drop ☐

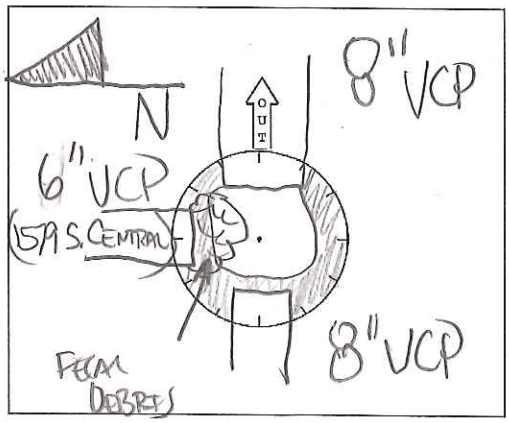

Comments: OPEN PICKHOLE UNSTAMPED LID ALLOWING SNOWMELT IN. ONE STEP IN POOR SHAPE, NO BENCH FECAL DEBRIS HEAVY ON NORTH BENCH

Not to be used for bidding purposes

PM0500M **Mod** Easement Master **VSEA/PROD**
10/27/2014 04:10 PM Legal **KAT1**

Property Code: 208D108_ Sequence:

Property Number: 11-28-481-001

Location: 1407 __ Lincoln Ave_____

Grantors: Powder, Wm & Alda_____

Trunk Name: Attardos Subd_____

Document: _____ Record Location: 67191411___

Remarks: 1967_____

Not to be used for bidding purposes

Please enter the easement info Easement file updated
Enter-PF1---PF2---PF3---PF4---PF5---PF6---PF7---PF8---PF9---PF10--PF11--PF12---
Exit Find Maint Next Legal

1407 Lincoln Ave -

Parcel No. 2080-108 Parcel
-109 Vac
S. Central ave

SEWER EASEMENT

THIS INDENTURE WITNESSETH, That, whereas, it is necessary at some time in the future to construct a sanitary sewer, hereinafter designated as "sewer", for the purpose of furnishing the means by which sewage may be removed from a drainage area known as Attardo's Subdivision

situated in the City of Rockford, County of Winnebago, and State of Illinois; and

WHEREAS, in order to construct said sewer it is necessary for the City of Rockford, Illinois, to obtain a perpetual easement, privilege, right and authority to construct, reconstruct, repair, maintain, and operate the same upon, under and through the real estate for the purposes above specified;

WHEREAS, the grantor is the owner in fee simple of the real estate hereinafter described and is willing to grant a perpetual easement upon, under and through the real estate for the purposes above specified;

NOW THEREFORE, in consideration of One ($1.00) Dollar and other good and valuable consideration in hand paid by the grantee to the grantor, the receipt of which is hereby acknowledged by the grantor, and in consideration of mutual conditions and agreements herein contained, the grantors A. WILLIAM POWDER and ALDA POWDER, husband and wife, who is the owner in fee simple of the real estate described on the Plat attached hereto, hereby gives, grants and conveys to the City of Rockford in Winnebago County, Illinois, the perpetual easement, privilege, right and authority to construct, repair, maintain and operate said sewer upon and through the following described real estate, situated in the City of Rockford, County of Winnebago and State of Illinois, the same for greater certainty being shown in red on the Plat attached hereto, marked "Exhibit A" and made a part hereof:

A strip of land 10 feet in width upon and across Lot [illegible] of the Attardo's Subdivision of S.E. 1/4 Section 26, T 44 N. R 1 E. of the 3rd P.M., which 10-foot strip shall be a continuation westerly of the center of Lincoln Avenue.

67 19 1411

Not to be used for bidding purposes

In consideration of the grant of the easement herein contained, the City of Rockford agrees with the grantor as follows:

1. The Grantor shall retain all rights to the use and occupation of said real estate, except as herein expressly granted, and such use and occupation shall not unnecessarily be interfered with by any work performed under this easement.

2. The City of Rockford shall, upon completion of said sewer, restore said premises to the same or as good condition as existed before the construction of said sewer, and immediately after any reconstruction of or the making of any repairs on said sewer shall immediately restore the aforesaid premises to the same or as good a condition as existed prior to such work.

3. The City of Rockford will indemnify and save harmless said grantor from any loss, damage or expense in the nature of any legal liability which it may suffer, incur or sustain, or for which it may become liable growing out of injury to persons or to real or personal property caused by any of the work performed under this grant.

4. If the grantor, its heirs, administrators, executors or assigns, wish at some future time to build upon the premises over which this easement is granted, it is agreed that the grantor will make the sewer herein provided for structurally safe from said buildings.

5. This easement shall run with the land and be binding upon the parties hereto, their heirs, grantees, successors and assigns.

IN WITNESS WHEREOF, the said grantor has hereunto set their hands and seal and the said City of Rockford has caused its name to be hereunto subscribed by its Mayor and attested by its Clerk, and its corporate seal to be hereunto affixed, this 22nd day of October, A.D. 19 57.

William Powder (SEAL)

Andy Brown (SEAL)

City of Rockford

By Ben T. Schlenker
Mayor

Attest: Robert J. Lindley
City Clerk

67 19 1412

Not to be used for bidding purposes

Work Description:
Remove & replace 62' of existing 8" dia. sanitary, 332'-394' D/S of MH 034-024; sagged pipe.

Special Considerations:
Work shall include removal and replacement of 12' of 15" RCP storm sewer.

Road Jurisdiction:
City of Rockford

Minimum Pavement Section:
2" HMA SC; 6" HMA BC

Rock River Water Reclamation District

2020-2021 Collection System Repairs

0 25 50 1 inch = 50 feet 100 150 Feet

By: J. Kink
Produced: 6/23/2020
RRWRD Engineering Department

ROCK RIVER WATER RECLAMATION DISTRICT

Manhole Inspection Form

Manhole ID: 034-022 **Inspector:** WMS/PJGJ **Date:** 06/12/2020

Address/Location: CEDAR ST & WINNEBAGO ST

Surface Cover: Asphalt ☒ Concrete ☐ Turf ☐ Gravel ☐ Other ☐ **Ponding:** Yes ☐ No ☒

Lid / Cover:				Frame:		
	Open Grate ☐	Sanitary Stamp ☒	Bolt-down ☐		Cast Iron ☒	Good ☐
	Concealed Pickhole ☒	No Stamp ☐	Gasket ☒		Other ☐	Fair ☐
	Open Pickhole ☐	Other ☐	Low Profile ☐			Poor ☒

Adj. Rings:				Cone:			Wall / Base:		
Qty	Size	Precast ☒	Good ☐		Precast ☒	Good ☐		Precast ☒	Good ☐
2	2"	Brick ☐	Fair ☒		Brick ☐	Fair ☒		Brick ☐	Fair ☒
		Block ☐	Poor ☐		Block ☐	Poor ☐		Block ☐	Poor ☐
		Other ☐			Flat Top ☐			Other ☐	
		None ☐			Other ☐			Coating ☐	

Bench:			Steps:		
	Conc. ☒	Flat ☐		Cast Iron ☐	Good ☒
	Block ☐	Half ☒		Plastic ☒	Fair ☐
	Brick ☐	3/4 ☐		None ☐	Poor ☐
	Other ☐		1st < 30" from Rim	Yes ☒	No ☐
	None ☐		Last < 24" from Bench	Yes ☒	No ☐

Infiltr:	Low	Med	Heavy	None
Adj.	☐	☐	☐	☒
Cone	☐	☐	☐	☒
Wall	☐	☐	☐	☒
Bench	☐	☐	☐	☒

GPS Rim Elev: 731.63 **MH Diameter:** 4' **Surcharge:** Yes ☐ No ☒

In MH 1 (Upstrm)	034-023(W)	Depth High:		Elev:		Depth Low: 11.42	Elev: 720.21
In MH 2 (Upstrm)	034-024(N)	Depth High:		Elev:		Depth Low: 11.32	Elev: 720.31
In MH 3 (Upstrm)		Depth High:		Elev:		Depth Low:	Elev:

Serv 1 Clock Pos: _____ Address: _____
Depth High: _____ Elev: _____ Depth Low: _____ Elev: _____
Serv 2 Clock Pos: _____ Address: _____
Depth High: _____ Elev: _____ Depth Low: _____ Elev: _____
Serv 3 Clock Pos: _____ Address: _____
Depth High: _____ Elev: _____ Depth Low: _____ Elev: _____

Out is considered 12:00 and service clock position shall be given from 12:00.

Out MH 1 (Dwnstrm)	034-018	Depth:	11.42	Elev:	720.21
Out MH 2 (Dwnstrm)		Depth:		Elev:	

Metered ☐ Outside Drop ☐ Inside Drop ☐

Comments: DOES NOT NEED REPLACED
CHIP IN FRAME

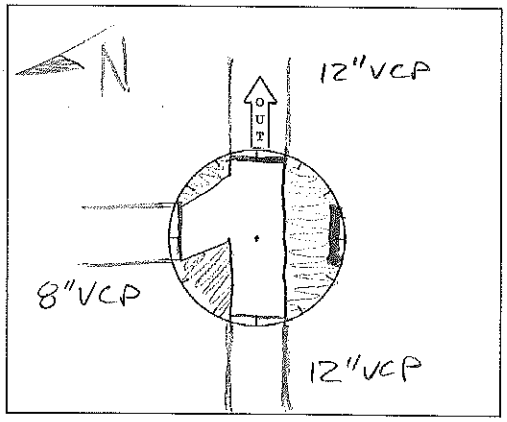

Not to be used for bidding purposes

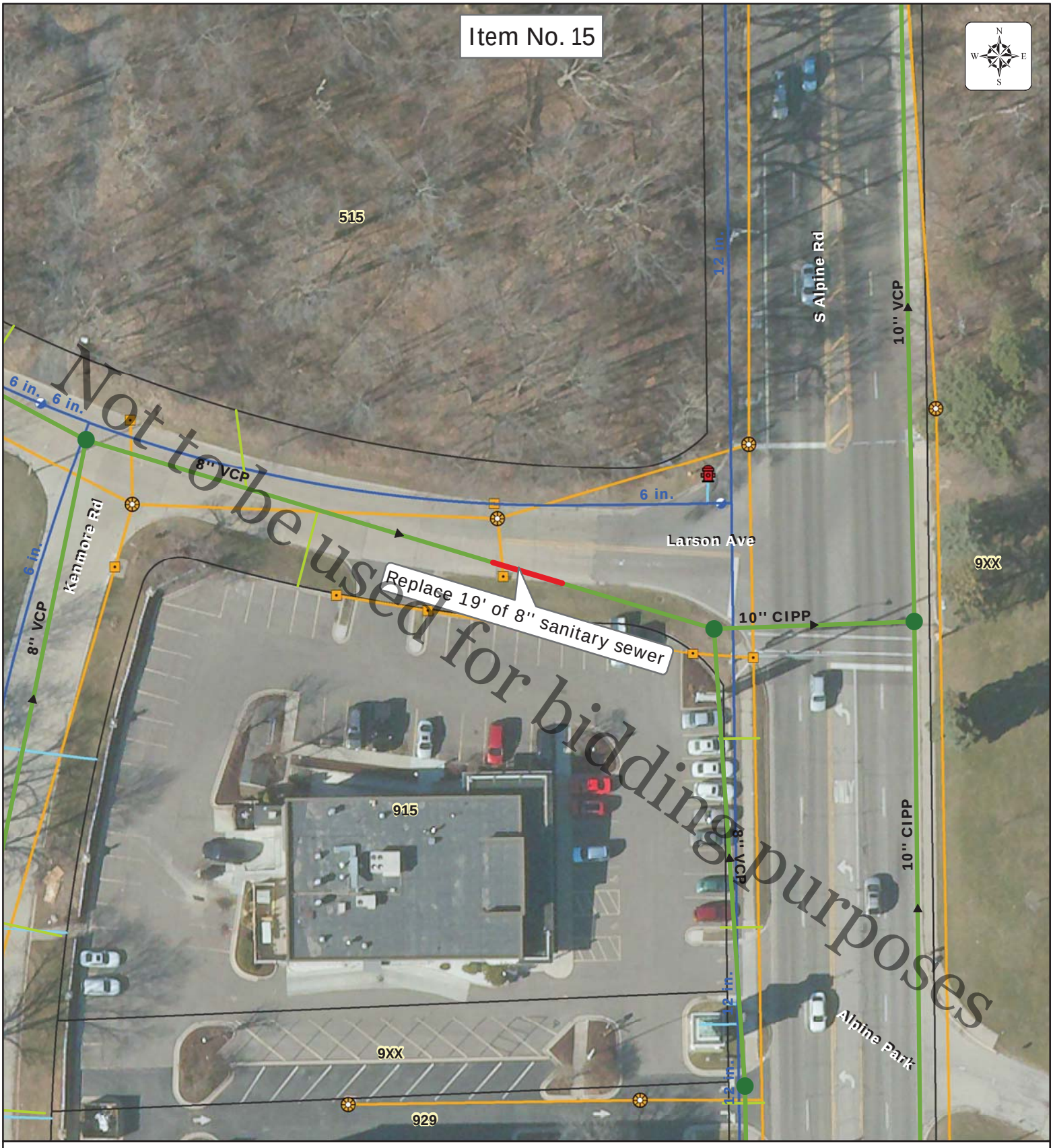

Work Description:
Remove & replace 19' of existing 8" dia. sanitary, 173'-192' D/S of MH 041-061; sagged pipe.

Special Considerations:
Work shall include removal and replacement of 10' of 12" RCP, 1 storm inlet (3.55' depth, detail attached), and 20' of PCC curb and gutter.

Road Jurisdiction:
City of Rockford

Minimum Pavement Section:
10" PCC Pavement

Rock River Water Reclamation District

2020-2021 Collection System Repairs

0 25 50 1 inch = 50 feet 100 150 Feet

By: J. Kink
Produced: 6/23/2020
RRWRD Engineering Department

CITY OF ROCKFORD	COUNTY OF WINNEBAGO	SHEET NO. 4	OF 7 SHEETS
SCARSDALE SANITARY SEWER			
S.A. No 157			

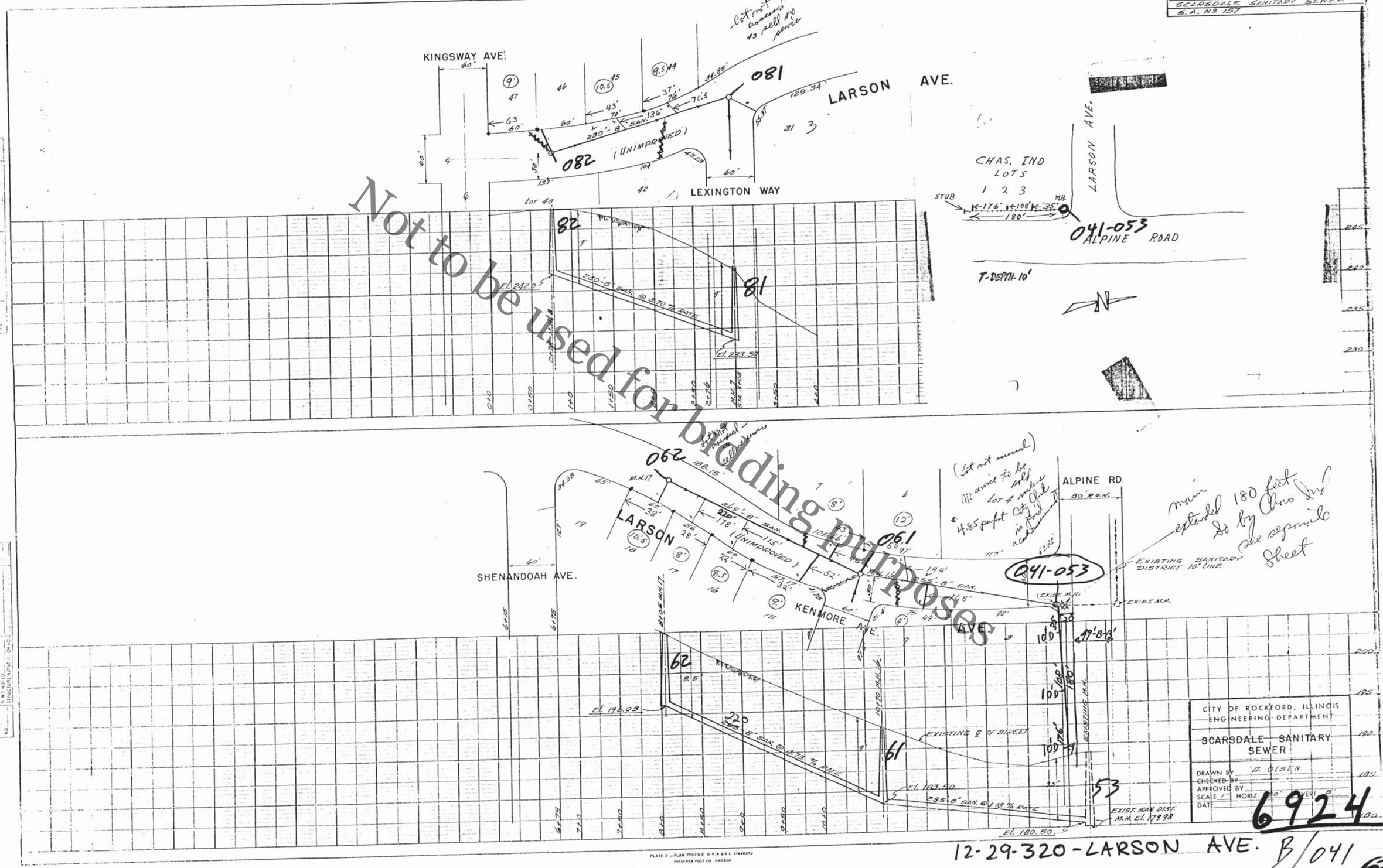

Not to be used for building purposes

INLETS, SPECIAL

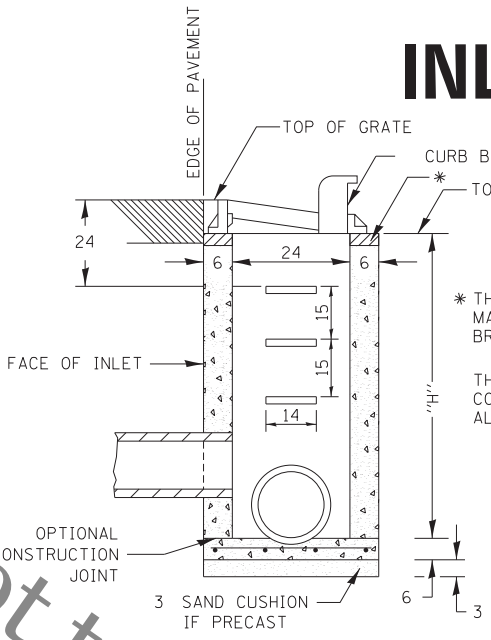

SEC. A-A

* THE WALL ADJUSTMENTS SHALL BE MADE WITH CONCRETE BUILDING BRICK OR CLASS SI CONCRETE.

THE HEIGHT OF THE BOX MAY BE CONSTRUCTED 6 SHORT TO ALLOW FOR FIELD ADJUSTMENTS.

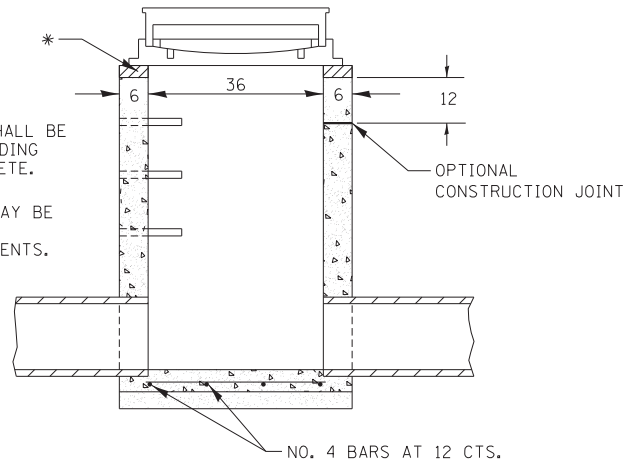

SEC. B-B

NOTES

SEE STANDARD 602701 FOR DETAILS OF STEPS.

EXCEPT AS NOTED HEREON INLET SPECIAL SHALL BE CONSTRUCTED IN ACCORDANCE WITH SECTION 602 OF THE STANDARD SPECIFICATIONS.

THE SIDE WALLS MAY BE BUILT AS PRECAST SEGMENTED SECTIONS.

ALL VOIDS AROUND PIPE ENTRANCE, BOTH INSIDE AND OUTSIDE, SHALL BE SEALED WITH MORTAR.

WEIGHT OF CAST IRON FRAME & GRATE = 530 lbs. ± .
STEPS SHALL BE OMITTED WHEN DEPTH OF "H" IS LESS THAN 5 ft.

CLASS SI CONCRETE OR PRECAST CONCRETE SHALL BE USED THROUGHOUT. PRECAST CONCRETE SHALL BE IN ACCORDANCE WITH ARTICLES 504.01 THRU 504.05 OF THE STANDARD SPECIFICATIONS EXCEPT THAT CONCRETE STRENGTH SHALL BE 4,000 psi AFTER 28 DAYS.

THE CONTRACT UNIT PRICE EACH FOR INLETS, SPECIAL SHALL INCLUDE THE COST OF CONSTRUCTING THE INLET BOX, FURNISHING AND INSTALLING THE FRAME AND GRATE, THE CAST IRON STEPS (IF USED), THE PRECAST FLOOR SLABS, SAND CUSHION (WHEN USED) AND REINFORCEMENT BARS.

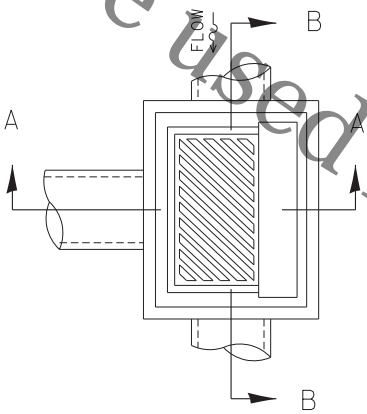

DETAIL OF FRAME & GRATE

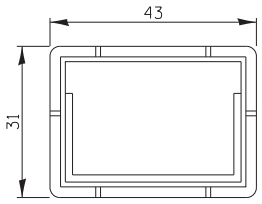

PLAN OF FRAME

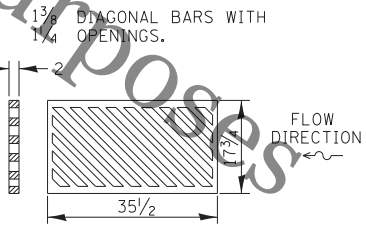

PLAN OF GRATE

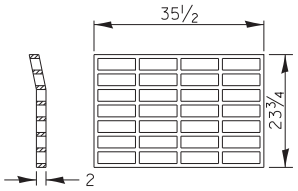

PLAN OF GRATE *

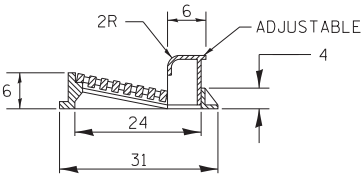

SECTION A-A

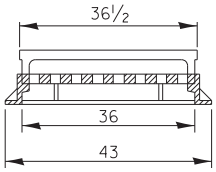

SECTION B-B

* THIS GRATE TO BE USED WITHOUT CURB BOX WHEN INLET IS IN DRIVEWAY.

ALL DIMENSIONS ARE IN INCHES UNLESS OTHERWISE NOTED.

REVISED - 1-05-16	REGION 2 / DISTRICT 2 STANDARD	F.A. RTE.	SECTION	COUNTY	TOTAL SHEETS	SHEET NO.
REVISED - 6-27-14						
REVISED - 10-13-11				CONTRACT NO.		
REVISED -	SCALE: 1.0000 " / in. SHEET NO. OF SHEETS STA. TO STA.	FED. ROAD DIST. NO.	ILLINOIS	FED. AID PROJECT		

PLOT DATE = 4/17/2019

Not to be used for building purposes

Work Description:
Remove and replace MH 043-027, 4' dia. Shift new MH 8' north of existing location. Remove and replace 8' of existing 8" dia. sanitary U/S of existing MH.

Special Considerations:
Reconnect service to 604 with new wye on main. Confirm service to 605 prior to abondonment of existing pipe connected on west side of existing 043-027.

Road Jurisdiction:
Rockford Township

Minimum Pavement Section:
1.5" HMA SC; 2.5" HMA BC

Rock River Water Reclamation District

2020-2021 Collection System Repairs

0 25 50 1 inch = 50 feet 100 150 Feet

By: J. Kink
Produced: 6/23/2020
RRWRD Engineering Department

ROCK RIVER WATER RECLAMATION DISTRICT

Manhole Inspection Form

Manhole ID: 043-027 **Inspector:** W. STAHL **Date:** 06/12/2020

Address/Location: 605 S. GREENVIEW AVE

Surface Cover: Asphalt ☒ Concrete ☐ Turf ☐ Gravel ☐ Other ☐ **Ponding:** Yes ☐ No ☒

Lid / Cover:			
	Open Grate ☐	Sanitary Stamp ☐	Bolt-down ☐
	Concealed Pickhole ☐	No Stamp ☐	Gasket ☐
	Open Pickhole ☒	RSD Other ☒	Low Profile ☐

Frame:		
	Cast Iron ☒	Good ☐
	Other ☐	Fair ☒
		Poor ☐

Adj. Rings:			
Qty 4	Size 2"	Precast ☐	Good ☐
		Brick ☒	Fair ☒
		Block ☐	Poor ☐
		Other ☐	
		None ☐	

Cone:		
	Precast ☐	Good ☐
	Brick ☒	Fair ☒
	Block ☐	Poor ☐
	Flat Top ☐	
	Other ☐	

Wall / Base:		
	Precast ☐	Good ☐
	Brick ☒	Fair ☒
	Block ☐	Poor ☐
	Other ☐	
	Coating ☐	

Bench:		
	Conc. ☒	Flat ☐
	Block ☐	Half ☒
	Brick ☐	3/4 ☐
	Other ☐	
	None ☐	

Steps:		
	Cast Iron ☒	Good ☐
	Plastic ☐	Fair ☒
	None ☐	Poor ☐
1st < 30" from Rim	Yes ☒	No ☐
Last < 24" from Bench	Yes ☒	No ☐

Infiltr:	Low	Med	Heavy	None
Adj.	☐	☐	☐	☒
Cone	☐	☐	☐	☒
Wall	☐	☐	☐	☒
Bench	☐	☐	☐	☒

GPS Rim Elev: 778.83 **MH Diameter:** 4' **Surcharge:** Yes ☐ No ☒

In MH 1 (Upstrm)	043-028(N)	Depth High:		Elev:		Depth Low:	8.95	Elev:	769.88
In MH 2 (Upstrm)		Depth High:		Elev:		Depth Low:		Elev:	
In MH 3 (Upstrm)		Depth High:		Elev:		Depth Low:		Elev:	

Serv 1 Clock Pos:	3:00	Address:	605 S GREENVIEW AVE				
Depth High:		Elev:		Depth Low:	8.80	Elev:	770.03
Serv 2 Clock Pos:	9:00	Address:	604 S GREENVIEW AVE				
Depth High:		Elev:		Depth Low:	8.65	Elev:	770.18
Serv 3 Clock Pos:		Address:					
Depth High:		Elev:		Depth Low:		Elev:	

Out is considered 12:00 and service clock position shall be given from 12:00.

Out MH 1 (Dwnstrm)	043-026(S)	Depth:	9.00	Elev:	769.83
Out MH 2 (Dwnstrm)		Depth:		Elev:	

Metered ☐ Outside Drop ☐ Inside Drop ☐

Comments: GOOD CANIDATE FOR REPLACEMENT

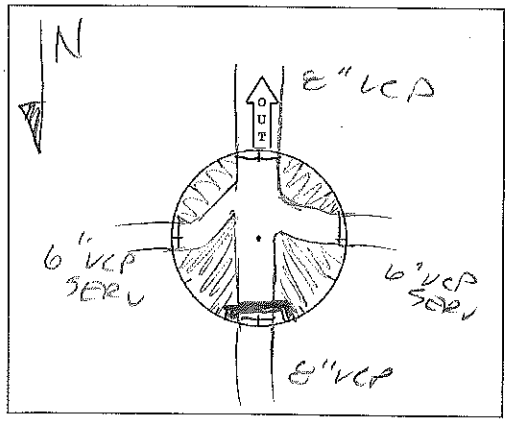

File Name/Location: Revised 01/2018

Not to be used for bidding purposes

Work Description:
Replace 167' of existing 8" dia. sanitary, 198'-365' D/S of MH 044-070; sagged and broken pipe.

Special Considerations:
Work shall include removal and replacement of 10' of 12" RCP storm sewer.

Road Jurisdiction:
City of Rockford

Minimum Pavement Section:
10" PCC Pavement at Intersection; 1.5" HMA SC; 2.5" HMA BC

Rock River Water Reclamation District

2020-2021 Collection System Repairs

0 25 50 1 inch = 50 feet 100 150 Feet

By: J. Kink
Produced: 6/23/2020
RRWRD Engineering Department

ROCK RIVER WATER RECLAMATION DISTRICT

Manhole Inspection Form

Manhole ID: 044-824 **Inspector:** PJ **Date:** 9-11-18

Address/Location: INT. PRESTON / HINKLEY

Surface Cover: Asphalt ☐ Concrete ☒ Turf ☐ Gravel ☐ Other ☐ **Ponding:** Yes ☐ No ☒

Lid / Cover:			
	Open Grate ☐	Sanitary Stamp ☒	Bolt-down ☐
	Concealed Pickhole ☒	No Stamp ☐	Gasket ☒
	Open Pickhole ☐	Other ☐	Low Profile ☐

Frame:		
	Cast Iron ☒	Good ☒
	Other ☐	Fair ☐
		Poor ☐

Adj. Rings: Qty	Size		
		Precast ☐	Good ☐
		Brick ☐	Fair ☐
		Block ☐	Poor ☐
		Other ☐	
		None ☒	

Cone:		
	Precast ☒	Good ☒
	Brick ☐	Fair ☐
	Block ☐	Poor ☐
	Flat Top ☐	
	Other ☐	

Wall / Base:		
	Precast ☒	Good ☒
	Brick ☐	Fair ☐
	Block ☐	Poor ☐
	Other ☐	
	Coating ☐	

Bench:		
	Conc. ☒	Flat ☐
	Block ☐	Half ☒
	Brick ☐	3/4 ☐
	Other ☐	
	None ☐	

Steps:		
	Cast Iron ☐	Good ☒
	Plastic ☒	Fair ☐
	None ☐	Poor ☐
1st < 30" from Rim	Yes ☒	No ☐
Last < 24" from Bench	Yes ☒	No ☐

Infiltr:	Low	Med	Heavy	None
Adj.	☐	☐	☐	☒
Cone	☐	☐	☐	☒
Wall	☐	☐	☐	☒
Bench	☐	☐	☐	☒

GPS Rim Elev: 719.16 **MH Diameter:** 4' **Surcharge:** Yes ☐ No ☒

In MH 1 (Upstrm)		Depth High:	9.50	Elev:	709.66	Depth Low:	Elev:
In MH 2 (Upstrm)		Depth High:	8.97	Elev:	710.19	Depth Low:	Elev:
In MH 3 (Upstrm)		Depth High:	9.45	Elev:	709.71	Depth Low:	Elev:

Serv 1 Clock Pos:		Address:					
Depth High:		Elev:		Depth Low:		Elev:	
Serv 2 Clock Pos:		Address:					
Depth High:		Elev:		Depth Low:		Elev:	
Serv 3 Clock Pos:		Address:					
Depth High:		Elev:		Depth Low:		Elev:	

Out is considered 12:00 and service clock position shall be given from 12:00.

Out MH 1 (Dwnstrm)		Depth:	9.55	Elev:	709.61
Out MH 2 (Dwnstrm)		Depth:		Elev:	

Metered ☐	Outside Drop ☐	Inside Drop ☐

Comments: BRAND NEW MH

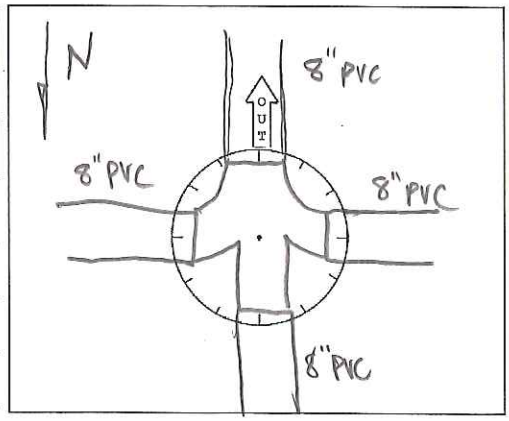

Not to be used for bidding purposes

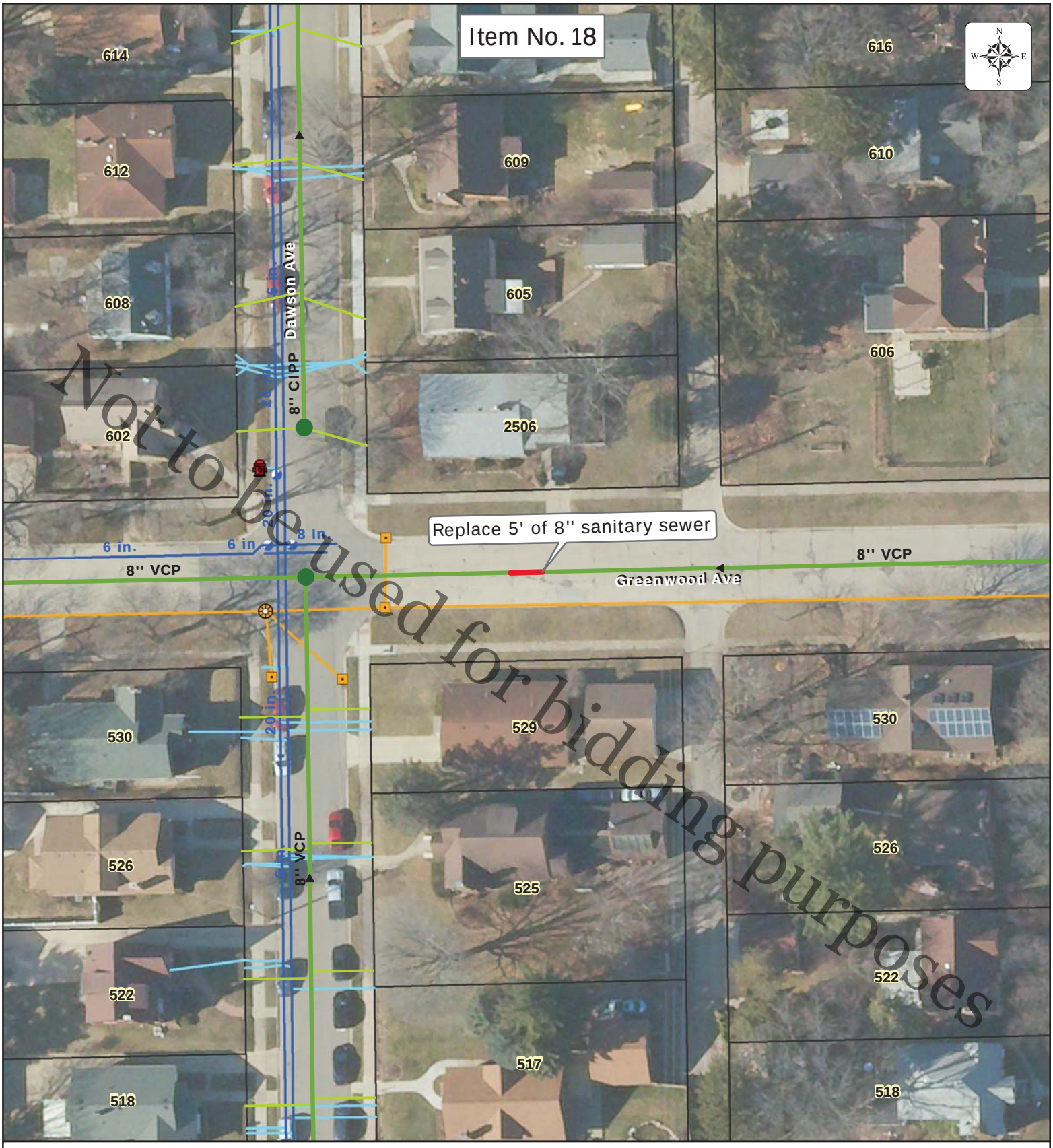

Work Description:
Remove and replace 5' of existing 8" dia. sanitary, 233'-238' D/S of MH 050-014; failed Amkrete pipe liner.

Special Considerations:
N/A

Road Jurisdiction:
City of Rockford

Minimum Pavement Section:
10" PCC Pavement

Rock River Water Reclamation District

2020-2021 Collection System Repairs

0 25 50 1 inch = 50 feet 100 150 Feet

By: J. Kink
Produced: 6/23/2020
RRWRD Engineering Department

Work Description:
Remove and replace 11' of existing 8" dia. sanitary U/S of MH 075-083; sagged and broken pipe.

Road Jurisdiction:
N/A

Minimum Pavement Section:
N/A

Special Considerations:
Work shall include full restoration of existing landscaping, turf and privacey fence. Fence shall be removed and reinstalled or replaced as required to complete the proposed sanitary repair.

Rock River Water Reclamation District

2020-2021 Collection System Repairs

0 25 50 1 inch = 50 feet 100 150 Feet

By: J. Kink
Produced: 6/23/2020
RRWRD Engineering Department

ROCK RIVER WATER RECLAMATION DISTRICT

Manhole Inspection Form

Manhole ID: 075-083 **Inspector:** W. STAHL **Date:** 05/26/2020

Address/Location: 2203 EDGEBROOK DR

Surface Cover: Asphalt ☐ Concrete ☐ Turf ☒ Gravel ☐ Other ☐ **Ponding:** Yes ☐ No ☒

Lid / Cover:			
	Open Grate ☐	Sanitary Stamp ☐	Bolt-down ☐
	Concealed Pickhole ☐	No Stamp ☒	Gasket ☐
	Open Pickhole ☒	Other ☐	Low Profile ☐

Frame:		
	Cast Iron ☒	Good ☐
	Other ☐	Fair ☒
		Poor ☐

Adj. Rings: Qty 1 Size 2		
Precast ☐	Good ☐
Brick ☒	Fair ☒
Block ☐	Poor ☐
Other ☐	
None ☐	

Cone:		
Precast ☐	Good ☐
Brick ☐	Fair ☒
Block ☒	Poor ☐
Flat Top ☐	
Other ☐	

Wall / Base:		
Precast ☐	Good ☐
Brick ☐	Fair ☒
Block ☒	Poor ☐
Other ☐	
Coating ☐	

Bench:		
Conc. ☒	Flat ☐	
Block ☐	Half ☒	
Brick ☐	3/4 ☐	
Other ☐		
None ☐		

Steps:		
Cast Iron ☒	Good ☐	
Plastic ☐	Fair ☒	
None ☐	Poor ☐	
1st < 30" from Rim	Yes ☒	No ☐
Last < 24" from Bench	Yes ☒	No ☐

Infiltr:	Low	Med	Heavy	None
Adj.	☐	☐	☐	☒
Cone	☐	☐	☐	☒
Wall	☐	☐	☐	☒
Bench	☒	☐	☐	☐

GPS Rim Elev: _____ **MH Diameter:** 4' **Surcharge:** Yes ☐ No ☒

In MH 1 (Upstrm)	075-084	Depth High:		Elev:		Depth Low:	9.10	Elev:	
In MH 2 (Upstrm)		Depth High:		Elev:		Depth Low:		Elev:	
In MH 3 (Upstrm)		Depth High:		Elev:		Depth Low:		Elev:	

Serv 1 Clock Pos:		Address:					
Depth High:		Elev:		Depth Low:		Elev:	
Serv 2 Clock Pos:		Address:					
Depth High:		Elev:		Depth Low:		Elev:	
Serv 3 Clock Pos:		Address:					
Depth High:		Elev:		Depth Low:		Elev:	

Out is considered 12:00 and service clock position shall be given from 12:00.

Out MH 1 (Dwnstrm)	075-082	Depth:	10.45	Elev:	
Out MH 2 (Dwnstrm)		Depth:		Elev:	

Metered ☐	Outside Drop ☐	Inside Drop ☐

Comments: DIFFICULT ACCESS AT INSECTION OF 4 LOTS IN BACK YARDS. MH IN PRETTY GOOD SHAPE.

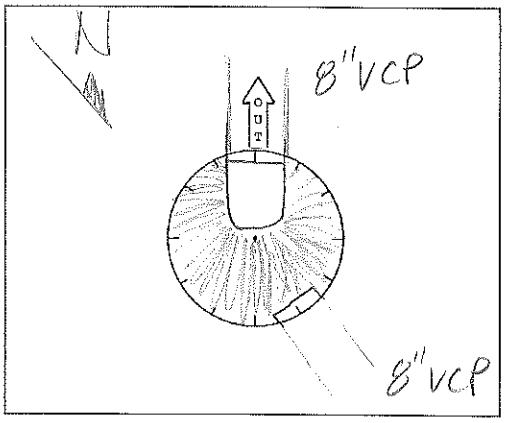

Not to be used for bidding purposes

PM0500M **Mod** Easement Master DB: **PROD**
07/21/2014 11:26 AM Legal **KAT1**

Property Code: 161C371_ Sequence:

Property Number: 12-17-326-006

Location: 2203 __ Edgebrook Dr_____

Grantors: Williams, Guy & Gertrude_____

Trunk Name: Alpine & Highcrest District___

Document: 000000000723621 Record Location: BK817 PG121

Remarks: 1952_____

Please enter the easement info Easement file updated

Not to be used for bidding purposes

Enter-PF1---PF2---PF3---PF4---PF5---PF6---PF7---PF8---PF9---PF10--PF11--PF12---
Exit Find Maint Next Legal

Document No. 723621 Book 817 Page 121

Filed for Record in Recorder's office of Winnebago County, Illinois,
October 20th 1953, at 12:30 o'clock P M
William M Ivo, Recorder of Deeds
By Lylvia Dyslstad Deputy

EASEMENT

BOOK 817 PAGE 121

L-73

THIS INDENTURE WITNESSETH, that

WHEREAS, The Sanitary District of Rockford, a municipal corporation located in the County of Winnebago and State of Illinois, is about to construct certain sanitary sewers and extensions of existing sewers with fixtures and appurtenances thereto, to be a part of the system of sanitary sewers now constructed and hereafter to be constructed for the purposes of furnishing the means whereby the territory embraced in said sanitary district may dispose of domentic and industrial sewage collected at certain points in said district, and,

WHEREAS, it is necessary for said Sanitary District of Rockford to obtain a perpetual easement, privilege, right and authority to construct, reconstruct, repair, maintain and operate said sanitary sewer upon, under and through the premises hereinafter described, as shown in green upon the plat hereto attached, and

WHEREAS, the grantor(s) ~~is~~ (are) the owner(s) in fee simple of the premises through which said sanitary sewer is to be constructed, and ~~is~~ (are) willing to grant a perpetual easement upon, under and through said real estate for the purposes herein specified,

NOW, THEREFORE, in consideration of One Dollar and other valuable considerations, the receipt of which is hereby acknowledged, and of the mutual covenants, conditions and agreements herein contained, the grantor(s) GUY E. WILLIAMS and GERTRUDE B. WILLIAMS, Husband and wife, as joint tenants and not as tenants in common, do(~~es~~) hereby give, grant and convey to THE SANITARY DISTRICT OF ROCKFORD, the perpetual easement, privilege, right and authority to construct, reconstruct, inspect, repair, maintain and operate said sanitary sewer upon, under and through the premises owned by the undersigned grantor(s) set forth and described as follows, to-wit:

Lots 76 and 77 as designated upon the Plat No. 2 Edgebrook Subdivision of part of the West ½ of Sec. 17 in T. 44 N. R. 2 E. of the Third Principal Meridian, which plat is recorded in Book 4 of Plats, page 3, in the Recorder's Office of Winnebago County, Illinois,

Not to be used for bidding purposes

161C-371

the center line of which sanitary sewer is laid out, set forth and described as follows, to-wit:

> Beginning at a point in the Southerly property line of Lot 76 described above distant Twelve and Seven Tenths feet (12.7') Westerly of the Southeast corner; thence Northeasterly to the Northerly property line distant Ten feet (10.0') Westerly of the Northeast corner of said Lot 76 which is also the Southerly property line of Lot 77 described above; thence again in a Northeasterly direction to a point in the Northerly property line of said Lot 77 distant Seventeen and Seven Tenths feet (17.7') West of the Northeast corner of said lot.

Not to be used for bidding purposes

In consideration of the grant of the easement herein contained, the Sanitary District of Rockford hereby agrees with the grantor(s) herein, as follows:

1. That for the period when said sewer is being constructed, the Sanitary District will use only so much of the premises owned by said grantor(s) as is reasonably necessary for the purpose of constructing said line, consistent with sound and economical engineering and construction practices and customs, for the moving, installation and use of machinery and equipment and excavation and laying of sewers and appurtenances, and backfilling and replacing the soil and material necessarily removed from such excavation; that after the completion of such construction and the restoration of the surface of the ground to its original condition, the said Sanitary District will use only so much of the grantor's (s') land as is necessary for the purposes of inspection service, maintenance, repair and replacement, and except as herein expressly granted, the grantor(s) shall retain all right to the use and occupation of said real estate, and such use and occupation shall not be interfered with unnecessarily by any work performed under this grant.

2. That said sanitary sewer shall be constructed either of vitrified tile or brick, concrete or reinforced concrete or other material, whichever the

District Engineer of said Sanitary District may deem advisable.

3. The said materials, machinery and equipment used in the construction of said sewer, shall be transported to the site of the work only along the line where said sanitary sewer is being placed, and only for such distance on either side of the center line of the sewer as may be reasonably necessary for the purposes of such construction, and all other portions of the premises owned by the grantor(s) shall not be used except by permission of the owner.

4. All surface soil and debris excavated from the real estate hereinbefore referred to in the construction of said work, may be disposed of by said Sanitary District in the same manner as above specified for the transportation of material to the place of construction. The surface of the ground, all fences and other structures on said premises touched or in any manner altered by the construction of said sewer, shall be restored to the same condition as nearly as may be, as the same existed before the commencement of the work.

5. The Sanitary District will indemnify and save harmless the said grantor(s) from any loss, damage or expense in the nature of any legal liability which said grantor(s) may suffer, incur or sustain, or for which said grantor(s) or said Sanitary District may become liable, growing out of any injury to persons or to real or personal property or caused by any of the work performed under this grant, or loss or damage to any shrubs, bushes or trees marked SAVE on the plat hereto attached.

6. Said grantor(s) hereby agree(~~s~~) that all connections with said sewer made at any point in the line hereinabove described, shall be made in such manner as may be prescribed by said Sanitary District and under its supervision, and such connection shall be used for the sole purpose of disposing of domestic sewage as may be determined by said Sanitary District, and shall not be used for the purposes of removal of storm, surface or ground water.

7. It is agreed that said sewer shall become a part of the sanitary sewer system of said Sanitary District of Rockford, and that said Sanitary District and the corporate authorities of the City of Rockford, Illinois, near which said real estate is now situated, and any other municipal corporation or

Not to be used for bidding purposes

authority lying within said Sanitary District, shall have the right to make connection with said sanitary sewer system at points which may be provided by said Sanitary District for the reception of sewage.

8. This indenture shall run with the land, and shall be binding upon the grantees, assigns, heirs and successors of the parties hereto.

IN WITNESS WHEREOF, said grantor(s) has (have) set their hands and seals, and The Sanitary District of Rockford has caused its name to be hereto subscribed and its corporate seal to be hereto affixed by its proper officers thereunto authorized, this 15th day of September, 1952.

Guy E. Williams (SEAL)

Gertrude B. Williams (SEAL)

(SEAL)

Grantor(s)

THE SANITARY DISTRICT OF ROCKFORD

BY Chas. Gennaro
President

Attest: Wm. McFall
Clerk

STATE OF ILLINOIS)
) SS
COUNTY OF WINNEBAGO)

I, the undersigned, a Notary Public in and for said County and State aforesaid, DO HEREBY CERTIFY, that Guy E. Williams and Gertrude B. Williams, Husband and Wife,

personally known to me to be the same persons whose names is (are) subscribed to the foregoing instrument, appeared before me this day in person and acknowledged that they signed, sealed and delivered the said instrument as their free and voluntary act, for the uses and purposes therein set forth, including the release and waiver of the right of homestead.

Given under my hand and Notarial Seal this 15th day of September, A. D. 1952. Leonard D. Daily
Notary Public

Not to be used for bidding purposes

"EXHIBIT A"

BOOK 817 PAGE 125

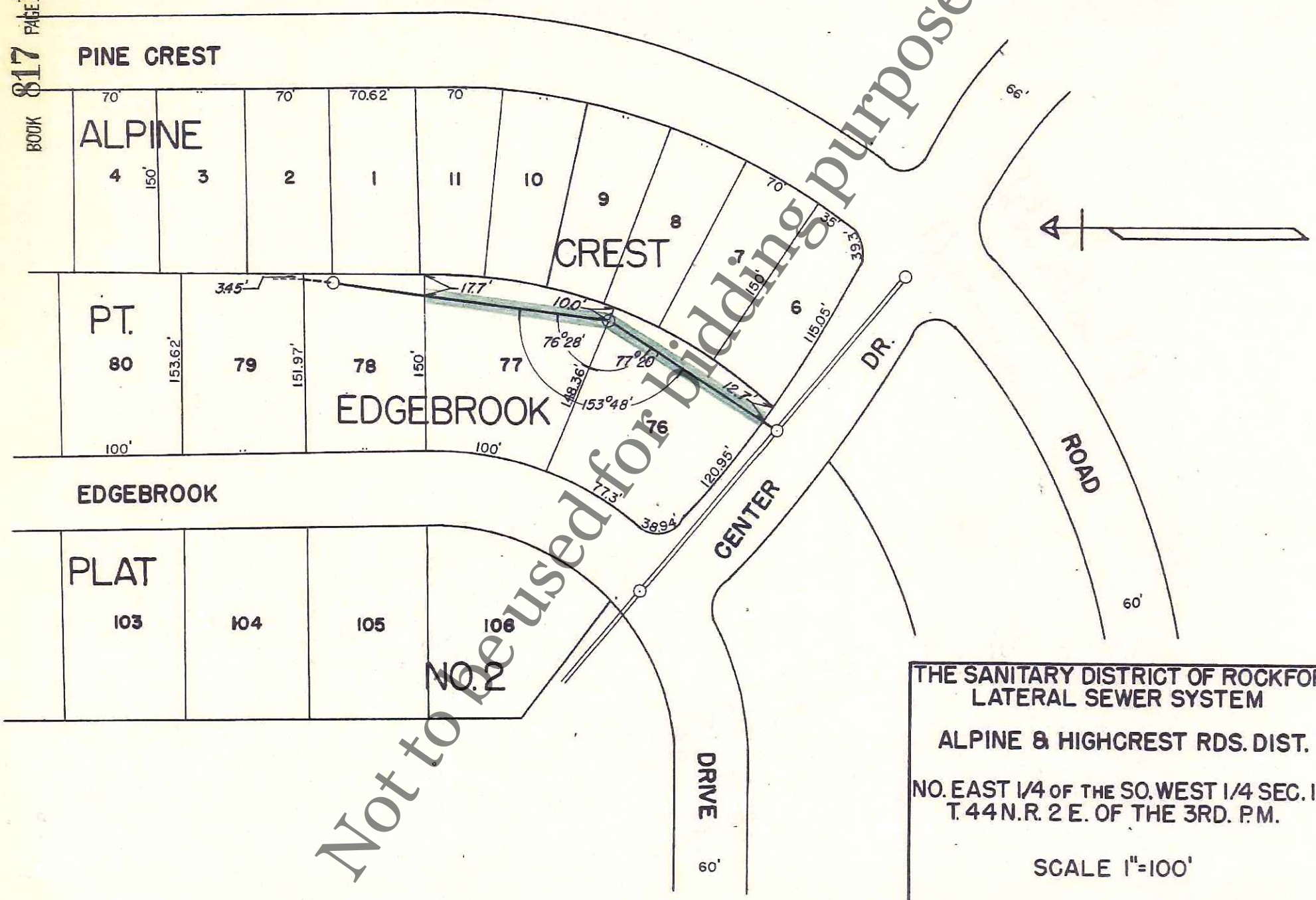

THE SANITARY DISTRICT OF ROCKFORD
LATERAL SEWER SYSTEM

ALPINE & HIGHCREST RDS. DIST.

NO. EAST 1/4 OF THE SO. WEST 1/4 SEC. 17
T. 44 N. R. 2 E. OF THE 3RD. P.M.

SCALE 1"=100'

R.C. GLANS 8-28-52

Not to be used for bidding purposes

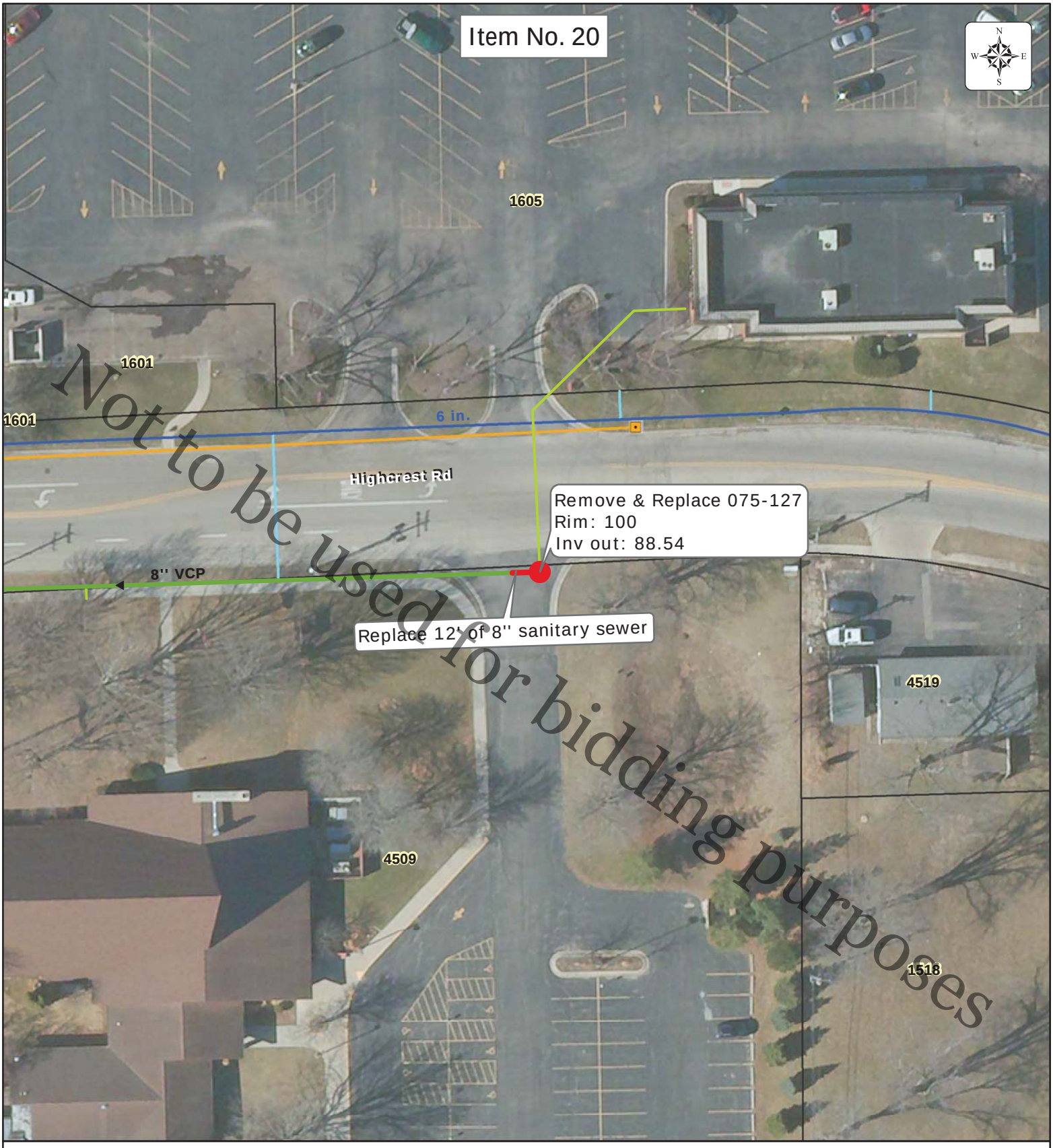

Work Description:
Remove and replace MH 075-127, 4' dia. Remove and replace 12' of existing 8" dia. sanitary D/S of existing MH.

Special Considerations:
Reconnect existing 6" dia. service to 1663 N. Alpine at new manhole.

Road Jurisdiction:
City of Rockford

Minimum Pavement Section:
1.5" HMA SC; 2.5" HMA BC in 4509 Drive only

Rock River Water Reclamation District

2020-2021 Collection System Repairs

0 25 50 1 inch = 50 feet 100 150 Feet

By: J. Kink
Produced: 6/23/2020
RRWRD Engineering Department

ROCK RIVER WATER RECLAMATION DISTRICT

Manhole Inspection Form

Manhole ID: 075-127 **Inspector:** W. STAHL **Date:** 05/26/2020

Address/Location: 4509 HIGHCREST RD

Surface Cover: Asphalt ☒ Concrete ☐ Turf ☐ Gravel ☐ Other ☐ **Ponding:** Yes ☐ No ☒

Lid / Cover:			
	Open Grate ☐	Sanitary Stamp ☒	Bolt-down ☐
	Concealed Pickhole ☒	No Stamp ☐	Gasket ☒
	Open Pickhole ☐	Other ☐	Low Profile ☐

Frame:		
Cast Iron ☒	Good ☐	
Other ☐	Fair ☒	
	Poor ☐	

Adj. Rings:			
Qty	Size	Precast ☒	Good ☐
1	6"	Brick ☒	Fair ☒
4	2"	Block ☐	Poor ☐
		Other ☐	
		None ☐	

Cone:		
Precast ☐	Good ☐	
Brick ☒	Fair ☒	
Block ☐	Poor ☐	
Flat Top ☐		
Other ☐		

Wall / Base:		
Precast ☐	Good ☐	
Brick ☐	Fair ☒	
Block ☒	Poor ☐	
Other ☐		
Coating ☐		

Bench:		
Conc. ☒	Flat ☐	
Block ☐	Half ☒	
Brick ☐	3/4 ☐	
Other ☐		
None ☐		

Steps:		
Cast Iron ☒	Good ☐	
Plastic ☐	Fair ☒	
None ☐	Poor ☐	
1st < 30" from Rim	Yes ☐	No ☒
Last < 24" from Bench	Yes ☒	No ☐

Infiltr:	Low	Med	Heavy	None
Adj.	☐	☐	☐	☒
Cone	☐	☐	☐	☒
Wall	☐	☐	☐	☒
Bench	☒	☐	☐	☐

GPS Rim Elev: _____ **MH Diameter:** 4' **Surcharge:** Yes ☐ No ☒

In MH 1 (Upstrm) _____ Depth High: _____ Elev: _____ Depth Low: _____ Elev: _____
In MH 2 (Upstrm) _____ Depth High: _____ Elev: _____ Depth Low: _____ Elev: _____
In MH 3 (Upstrm) _____ Depth High: _____ Elev: _____ Depth Low: _____ Elev: _____

Serv 1 Clock Pos: 4:00 Address: 11663 N ALPINE RD
Depth High: _____ Elev: _____ Depth Low: 10.40 Elev: _____
Serv 2 Clock Pos: _____ Address: _____
Depth High: _____ Elev: _____ Depth Low: _____ Elev: _____
Serv 3 Clock Pos: _____ Address: _____
Depth High: _____ Elev: _____ Depth Low: _____ Elev: _____

Out is considered 12:00 and service clock position shall be given from 12:00.

Out MH 1 (Dwnstrm) 075-126 (W) Depth: 11.46 Elev: _____
Out MH 2 (Dwnstrm) _____ Depth: _____ Elev: _____

Metered ☐ Outside Drop ☐ Inside Drop ☐

Comments: BENCH IN BAD SHAPE, DEBRIS BUILT UP.

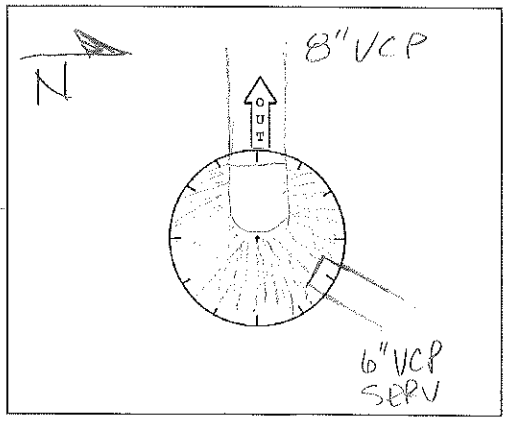

Not to be used for bidding purposes

Work Description:
Adjust MH 080-033 w/ new frame and lid. Remove and replace 30' of existing 8" dia. sanitary U/S of existing MH 080-033; sagged pipe.

Special Considerations:
Reconnect 2003 and 2003 w/ new wyes on main; sleeve new service to both properties and install new service cleanout (4" dia.)

Road Jurisdiction:
City of Rockford

Minimum Pavement Section:
1.5" HMA SC; 2.5" HMA BC

Rock River Water Reclamation District

2020-2021 Collection System Repairs

0 25 50 1 inch = 50 feet 100 150 Feet

By: J. Kink
Produced: 6/23/2020
RRWRD Engineering Department

ROCK RIVER WATER RECLAMATION DISTRICT

Manhole Inspection Form

Manhole ID: 080-033 **Inspector:** W. STARK **Date:** 06/12/2020

Address/Location: 2008 SAUBER AVE

Surface Cover: Asphalt ☒ Concrete ☐ Turf ☐ Gravel ☐ Other ☐ **Ponding:** Yes ☐ No ☒

Lid / Cover:			
	Open Grate ☐	Sanitary Stamp ☒	Bolt-down ☐
	Concealed Pickhole ☒	No Stamp ☐	Gasket ☒
	Open Pickhole ☐	Other ☐	Low Profile ☐

Frame:		
	Cast Iron ☒	Good ☐
	Other ☐	Fair ☒
		Poor ☐

Adj. Rings:			
Qty	Size	Precast ☐	Good ☐
3	2"	Brick ☒	Fair ☐
		Block ☐	Poor ☒
		Other ☐	
		None ☐	

Cone:		
	Precast ☐	Good ☐
	Brick ☐	Fair ☒
	Block ☒	Poor ☐
	Flat Top ☐	
	Other ☐	

Wall / Base:		
	Precast ☐	Good ☐
	Brick ☐	Fair ☒
	Block ☒	Poor ☐
	Other ☐	
	Coating ☐	

Bench:		
	Conc. ☒	Flat ☐
	Block ☐	Half ☒
	Brick ☐	3/4 ☐
	Other ☐	
	None ☐	

Steps:		
	Cast Iron ☒	Good ☐
	Plastic ☐	Fair ☒
	None ☐	Poor ☐
1st < 30" from Rim	Yes ☒	No ☐
Last < 24" from Bench	Yes ☒	No ☐

Infiltr:	Low	Med	Heavy	None
Adj.	☐	☐	☐	☒
Cone	☐	☐	☐	☒
Wall	☐	☐	☐	☒
Bench	☐	☐	☐	☒

GPS Rim Elev: 740.60 **MH Diameter:** 4' **Surcharge:** Yes ☐ No ☒

In MH 1 (Upstrm)	080-034(E)	Depth High:		Elev:	Depth Low:	10.35	Elev: 730.25
In MH 2 (Upstrm)		Depth High:		Elev:	Depth Low:		Elev:
In MH 3 (Upstrm)		Depth High:		Elev:	Depth Low:		Elev:

Serv 1 Clock Pos: _____ Address: _____
Depth High: _____ Elev: _____ Depth Low: _____ Elev: _____
Serv 2 Clock Pos: _____ Address: _____
Depth High: _____ Elev: _____ Depth Low: _____ Elev: _____
Serv 3 Clock Pos: _____ Address: _____
Depth High: _____ Elev: _____ Depth Low: _____ Elev: _____

Out is considered 12:00 and service clock position shall be given from 12:00.

Out MH 1 (Dwnstrm)	080-032(W)	Depth: 10.45	Elev: 730.15
Out MH 2 (Dwnstrm)		Depth:	Elev:

Metered ☐	Outside Drop ☐	Inside Drop ☐

Comments: IN NEW PAVEMENT PATCH AREA.

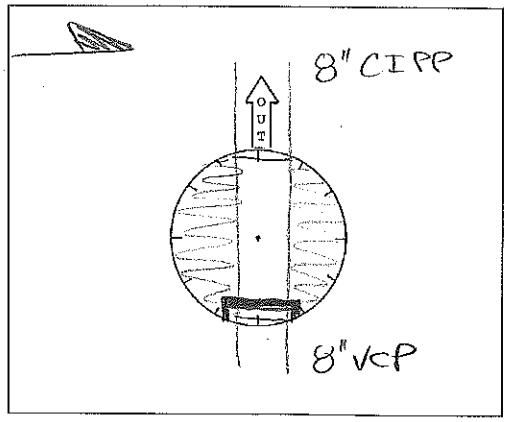

File Name/Location: Revised 01/2018

Not to be used for bidding purposes

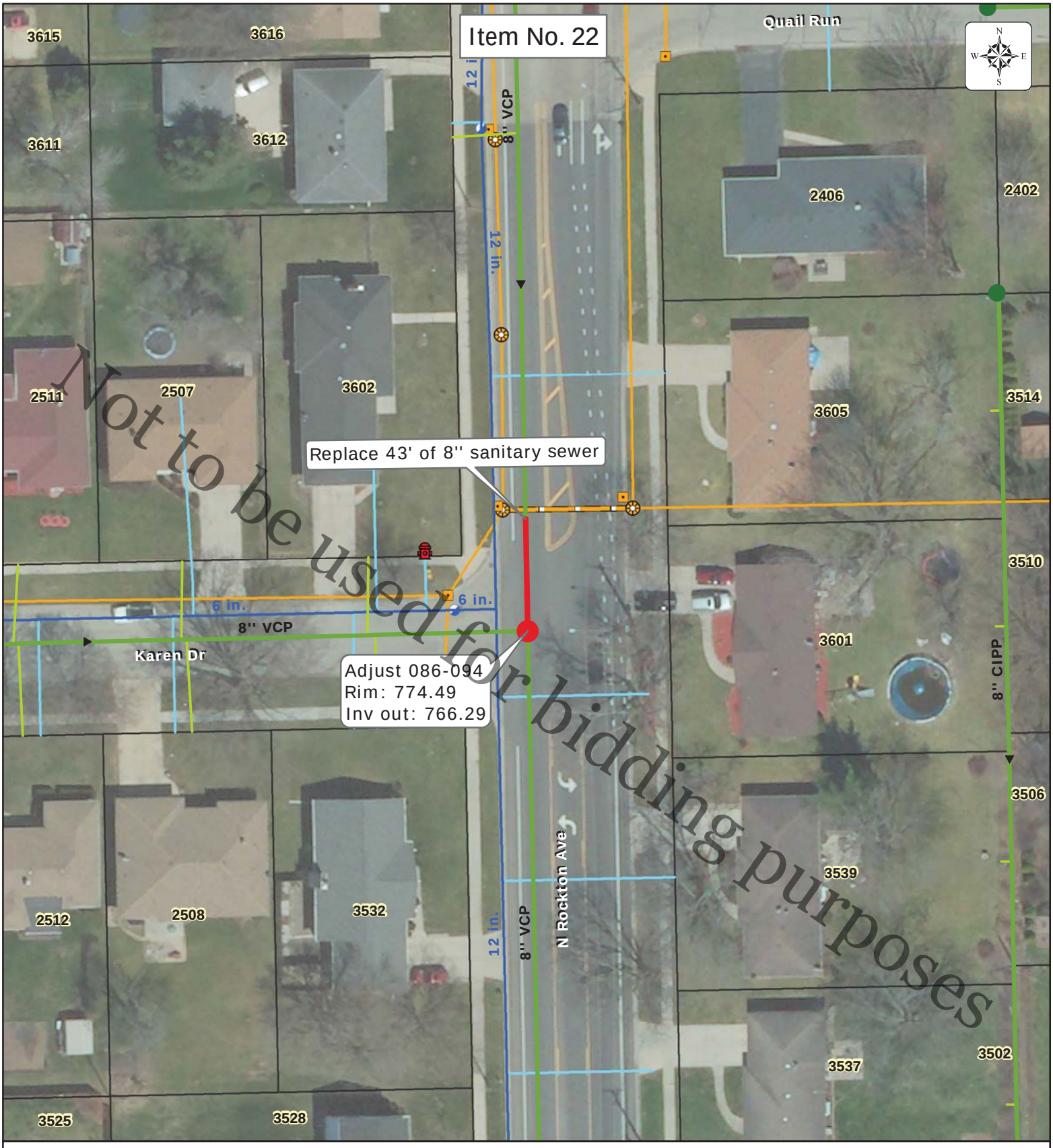

Work Description:
Adjust MH 086-094 w/ new frame and lid. Remove and replace 43' of existing 8" dia. sanitary sewer, 225-268; sagging pipe.

Special Considerations:
Protect existing 3'x3' box culvert.

Road Jurisdiction:
City of Rockford

Minimum Pavement Section:
2" HMA SC; 6" HMA BC

Rock River Water Reclamation District

2020-2021 Collection System Repairs

0 25 50 1 inch = 50 feet 100 150 Feet

By: J. Kink
Produced: 6/23/2020
RRWRD Engineering Department

ROCK RIVER WATER RECLAMATION DISTRICT

Manhole Inspection Form

Manhole ID: 086-094 **Inspector:** PJ **Date:** 6-12-20

Address/Location: INT. OF ROCKTON AVE / KAREN DR.

Surface Cover: Asphalt ☒ Concrete ☐ Turf ☐ Gravel ☐ Other ☐ **Ponding:** Yes ☐ No ☒

Lid / Cover:	Open Grate ☐	Sanitary Stamp ☒	Bolt-down ☐
	Concealed Pickhole ☒	No Stamp ☐	Gasket ☐
	Open Pickhole ☐	Other ☐	Low Profile ☐

Frame:	Cast Iron ☒	Good ☐
	Other ☐	Fair ☒
		Poor ☐

Adj. Rings:	Precast ☒	Good ☐
Qty / Size: 5 / Blue, 1 / 2"	Brick ☒	Fair ☐
	Block ☐	Poor ☒
	Other ☐	
	None ☐	

Cone:	Precast ☐	Good ☐
	Brick ☐	Fair ☒
	Block ☒	Poor ☐
	Flat Top ☐	
	Other ☐	

Wall / Base:	Precast ☐	Good ☐
	Brick ☐	Fair ☒
	Block ☒	Poor ☐
	Other ☐	
	Coating ☐	

Bench:	Conc. ☒	Flat ☐
	Block ☐	Half ☒
	Brick ☐	3/4 ☐
	Other ☐	
	None ☐	

Steps:	Cast Iron ☒	Good ☐
	Plastic ☐	Fair ☒
	None ☐	Poor ☐
1st < 30" from Rim	Yes ☒	No ☐
Last < 24" from Bench	Yes ☒	No ☐

Infiltr:	Low	Med	Heavy	None
Adj.	☒	☐	☐	☐
Cone	☐	☐	☐	☒
Wall	☐	☐	☐	☒
Bench	☐	☐	☐	☒

GPS Rim Elev: 774.49 **MH Diameter:** 4' **Surcharge:** Yes ☐ No ☒

W	In MH 1 (Upstrm)	086-095	Depth High:		Elev:		Depth Low: 8.14	Elev: 766.35
N	In MH 2 (Upstrm)	086-100	Depth High:		Elev:		Depth Low: 8.22	Elev: 766.27
	In MH 3 (Upstrm)		Depth High:		Elev:		Depth Low:	Elev:

Serv 1 Clock Pos: _____ Address: _____
Depth High: _____ Elev: _____ Depth Low: _____ Elev: _____
Serv 2 Clock Pos: _____ Address: _____
Depth High: _____ Elev: _____ Depth Low: _____ Elev: _____
Serv 3 Clock Pos: _____ Address: _____
Depth High: _____ Elev: _____ Depth Low: _____ Elev: _____

Out is considered 12:00 and service clock position shall be given from 12:00.

Out MH 1 (Dwnstrm)	086-093	Depth:	8.20	Elev:	766.29
Out MH 2 (Dwnstrm)		Depth:		Elev:	

Metered ☐ Outside Drop ☐ Inside Drop ☐

Comments: NO GASKET - LIGHT DEBRIS IN INVERT.

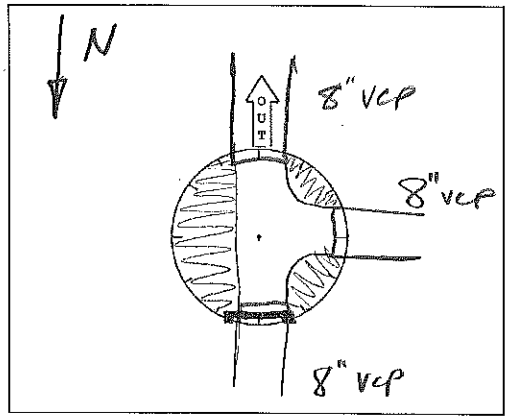

Not to be used for bidding purposes

Work Description:
Replace 12' of existing 8" dia. sanitary, 16'-21' and 48'-55' D/S of existing MH 086-133; broken pipe.

Special Considerations:
N/A

Road Jurisdiction:
City of Rockford

Minimum Pavement Section:
2" HMA SC; 6" HMA BC

Rock River Water Reclamation District

2020-2021 Collection System Repairs

0 25 50 1 inch = 50 feet 100 150 Feet

By: J. Kink
Produced: 6/23/2020
RRWRD Engineering Department

ROCK RIVER WATER RECLAMATION DISTRICT

Manhole Inspection Form

Manhole ID: 086-133 **Inspector:** W. STAHL **Date:** 05/28/2020

Address/Location: 4016 N ROCKTON AVE

Surface Cover: Asphalt ☒ Concrete ☐ Turf ☐ Gravel ☐ Other ☐ **Ponding:** Yes ☐ No ☒

Lid / Cover:			
	Open Grate ☐	Sanitary Stamp ☒	Bolt-down ☐
	Concealed Pickhole ☒	No Stamp ☐	Gasket ☒
	Open Pickhole ☐	Other ☐	Low Profile ☐

Frame:		
	Cast Iron ☒	Good ☐
	Other ☐	Fair ☐
		Poor ☒

Adj. Rings:			
Qty	Size	Precast ☒	Good ☐
1	2"	Brick ☐	Fair ☒
		Block ☐	Poor ☐
		Other ☐	
		None ☐	

Cone:		
	Precast ☐	Good ☐
	Brick ☐	Fair ☒
	Block ☒	Poor ☐
	Flat Top ☐	
	Other ☐	

Wall / Base:		
	Precast ☐	Good ☐
	Brick ☐	Fair ☒
	Block ☒	Poor ☐
	Other ☐	
	Coating ☐	

Bench:		
	Conc. ☒	Flat ☐
	Block ☐	Half ☒
	Brick ☐	3/4 ☐
	Other ☐	
	None ☐	

Steps:		
	Cast Iron ☒	Good ☐
	Plastic ☐	Fair ☒
	None ☐	Poor ☐
1st < 30" from Rim	Yes ☒	No ☐
Last < 24" from Bench	Yes ☒	No ☐

Infiltr:	Low	Med	Heavy	None
Adj.	☐	☐	☐	☒
Cone	☐	☐	☐	☒
Wall	☐	☐	☐	☒
Bench	☐	☐	☐	☒

GPS Rim Elev: 803.55 **MH Diameter:** 4' **Surcharge:** Yes ☐ No ☒

In MH 1 (Upstrm)		Depth High:	Elev:	Depth Low:	Elev:
In MH 2 (Upstrm)		Depth High:	Elev:	Depth Low:	Elev:
In MH 3 (Upstrm)		Depth High:	Elev:	Depth Low:	Elev:

Serv 1 Clock Pos: 3:00 Address: 4016 N. ROCKTON AVE
Depth High: 5.50 Elev: Depth Low: 13.80 Elev: 789.75
Serv 2 Clock Pos: 9:00 Address: 4055 N. ROCKTON AVE
Depth High: — Elev: — Depth Low: 14.63 Elev: 788.92
Serv 3 Clock Pos: Address:
Depth High: Elev: Depth Low: Elev:

Out is considered 12:00 and service clock position shall be given from 12:00.

Out MH 1 (Dwnstrm) 086-133 Depth: 14.82 Elev: 788.73
Out MH 2 (Dwnstrm) Depth: Elev:

Metered ☐ Outside Drop ☐ Inside Drop ☒

Comments:

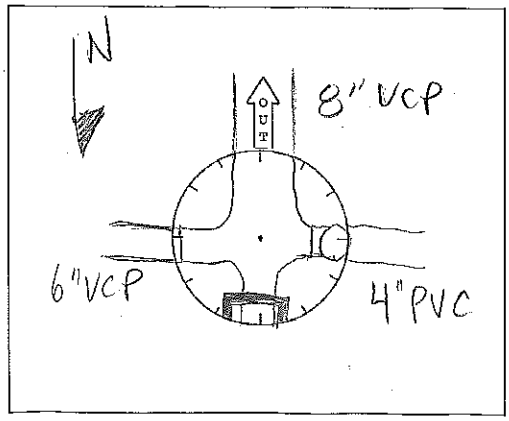

File Name/Location: Revised 01/2018

Not to be used for bidding purposes

Work Description:
Replace 36' of existing 8" dia. sanitary, 38'-51' and 292-315' D/S of MH 088-052; sagged and broken pipe.

Special Considerations:
Reconnect 1720 Belmont w/ new wye on main; push service and install new service cleanout at property line.

Road Jurisdiction:
City of Rockford

Minimum Pavement Section:
1.5" HMA SC; 2.5" HMA BC

Rock River Water Reclamation District

2020-2021 Collection System Repairs

0 25 50 1 inch = 50 feet 100 150 Feet

By: J. Kink
Produced: 6/23/2020
RRWRD Engineering Department

Work Description:
Replace 11' of existing 8" dia. sanitary, 137'-148' D/S of MH 108-013; broken pipe.

Special Considerations:
Protect existing storm sewer piping.

Road Jurisdiction:
City of Rockford

Minimum Pavement Section:
1.5" HMA SC; 2.5" HMA BC

Rock River Water Reclamation District

2020-2021 Collection System Repairs

0 25 50 1 inch = 50 feet 100 150 Feet

By: J. Kink
Produced: 6/23/2020
RRWRD Engineering Department

Work Description:
Adjust MH 108-032 w/ new frame and lid. Replace 10' of existing 8" dia. sanitary, 0-5' and 185'-190' D/S of MH 108-032.

Special Considerations:
Remove and replace existing PCC sidewalk and curb and gutter as required to complete the porposed sanitary repair. Replace any trees damaged in construction.

Road Jurisdiction:
City of Rockford

Minimum Pavement Section:
2" HMA SC; 4" HMA BC
(if required)

Rock River Water Reclamation District

2020-2021 Collection System Repairs

0 25 50 1 inch = 50 feet 100 150 Feet

By: J. Kink
Produced: 6/23/2020
RRWRD Engineering Department

ROCK RIVER WATER RECLAMATION DISTRICT

Manhole Inspection Form

Manhole ID: 108-032 **Inspector:** W. STAHL **Date:** 06/16/2020

Address/Location: 1119 EASTON PKWY

Surface Cover: Asphalt ☐ Concrete ☐ Turf ☒ Gravel ☐ Other ☐ **Ponding:** Yes ☐ No ☒

Lid / Cover:	Open Grate ☐	Sanitary Stamp ☐	Bolt-down ☐
	Concealed Pickhole ☐	No Stamp ☒	Gasket ☐
	Open Pickhole ☒	Other ☐	Low Profile ☐

Frame:	Cast Iron ☒	Good ☐
	Other ☐	Fair ☒
		Poor ☐

Adj. Rings: Qty 8 Size 2"	Precast ☐	Good ☐
	Brick ☒	Fair ☒
	Block ☐	Poor ☐
	Other ☐	
	None ☐	

Cone:	Precast ☐	Good ☐
	Brick ☒	Fair ☒
	Block ☐	Poor ☐
	Flat Top ☐	
	Other ☐	

Wall / Base:	Precast ☐	Good ☐
	Brick ☐	Fair ☒
	Block ☒	Poor ☐
	Other ☐	
	Coating ☐	

Bench:	Conc. ☒	Flat ☐
	Block ☐	Half ☒
	Brick ☐	3/4 ☐
	Other ☐	
	None ☐	

Steps:	Cast Iron ☒	Good ☐
	Plastic ☐	Fair ☒
	None ☐	Poor ☐
1st < 30" from Rim	Yes ☐	No ☒
Last < 24" from Bench	Yes ☒	No ☐

Infiltr:	Low	Med	Heavy	None
Adj.	☐	☐	☐	☒
Cone	☐	☐	☐	☒
Wall	☐	☐	☐	☒
Bench	☐	☐	☐	☒

GPS Rim Elev: 868.85 **MH Diameter:** 4' **Surcharge:** Yes ☐ No ☒

In MH 1 (Upstrm) _____ Depth High: _____ Elev: _____ Depth Low: _____ Elev: _____
In MH 2 (Upstrm) _____ Depth High: _____ Elev: _____ Depth Low: _____ Elev: _____
In MH 3 (Upstrm) _____ Depth High: _____ Elev: _____ Depth Low: _____ Elev: _____

Serv 1 Clock Pos: 4:30 Address: 1119 EASTON PKWY
Depth High: _____ Elev: _____ Depth Low: 12.05 Elev: 856.80
Serv 2 Clock Pos: 7:30 Address: 1120 EASTON PKWY
Depth High: _____ Elev: _____ Depth Low: 11.90 Elev: 856.95
Serv 3 Clock Pos: _____ Address: _____
Depth High: _____ Elev: _____ Depth Low: _____ Elev: _____

Out is considered 12:00 and service clock position shall be given from 12:00.

Out MH 1 (Dwnstrm) 108-031(S) Depth: 12.80 Elev: 856.05
Out MH 2 (Dwnstrm) _____ Depth: _____ Elev: _____

Metered ☐ Outside Drop ☐ Inside Drop ☐

Comments: OPEN PICK HOLE & NO GASKET.

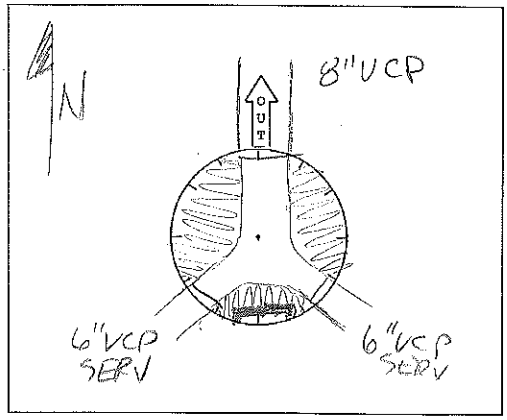

File Name/Location: Revised 01/2018

Not to be used for bidding purposes

Work Description:
Remove and replace MH 118-034, 4' dia. Shift new MH 8' east of existing location. Remove and replace 6' of existing 8" dia. sanitary D/S of existing MH.

Special Considerations:
Reconnect 4802 w/ new wye on main. Maintain access to residential drives at all times.

Road Jurisdiction:
City of Rockford

Minimum Pavement Section:
2" HMA SC; 6" HMA BC; full lane width required where disturbed.

Rock River Water Reclamation District

2020-2021 Collection System Repairs

0 25 50 1 inch = 50 feet 100 150 Feet

By: J. Kink
Produced: 6/23/2020
RRWRD Engineering Department

ROCK RIVER WATER RECLAMATION DISTRICT

Manhole Inspection Form

Manhole ID: 118-034 **Inspector:** WS / PJ **Date:** 6-12-20

Address/Location: 4802 SPRING CREEK RD

Surface Cover: Asphalt ☒ Concrete ☐ Turf ☐ Gravel ☐ Other ☐ **Ponding:** Yes ☐ No ☒

Lid / Cover:			
	Open Grate ☐	Sanitary Stamp ☐	Bolt-down ☐
	Concealed Pickhole ☐	No Stamp ☒	Gasket ☐
	Open Pickhole ☒	Other ☐	Low Profile ☐

Frame:		
	Cast Iron ☒	Good ☐
	Other ☐	Fair ☒
		Poor ☐

Adj. Rings: Qty 3 Size 2'		
	Precast ☐	Good ☐
	Brick ☒	Fair ☐
	Block ☐	Poor ☒
	Other ☐	
	None ☐	

Cone:		
	Precast ☐	Good ☐
	Brick ☐	Fair ☒
	Block ☒	Poor ☐
	Flat Top ☐	
	Other ☐	

Wall / Base:		
	Precast ☐	Good ☐
	Brick ☐	Fair ☒
	Block ☒	Poor ☐
	Other ☐	
	Coating ☐	

Bench:		
	Conc. ☒	Flat ☐
	Block ☐	Half ☒
	Brick ☐	3/4 ☐
	Other ☐	
	None ☐	

Steps:		
	Cast Iron ☒	Good ☐
	Plastic ☐	Fair ☒
	None ☐	Poor ☐
1st < 30" from Rim	Yes ☐	No ☒
Last < 24" from Bench	Yes ☒	No ☐

Infiltr:	Low	Med	Heavy	None
Adj.	☒	☐	☐	☐
Cone	☒	☐	☐	☐
Wall	☒	☐	☐	☐
Bench	☒	☐	☐	☐

GPS Rim Elev: _____ **MH Diameter:** 4' **Surcharge:** Yes ☐ No ☒

In MH 1 (Upstrm)	118-035	Depth High:	7.65	Elev:		Depth Low:	Elev:
In MH 2 (Upstrm)		Depth High:		Elev:		Depth Low:	Elev:
In MH 3 (Upstrm)		Depth High:		Elev:		Depth Low:	Elev:

Serv 1 Clock Pos:	3	Address:	4802 SPRING CREEK RD				
Depth High:	7.35	Elev:		Depth Low:		Elev:	
Serv 2 Clock Pos:		Address:					
Depth High:		Elev:		Depth Low:		Elev:	
Serv 3 Clock Pos:		Address:					
Depth High:		Elev:		Depth Low:		Elev:	

Out is considered 12:00 and service clock position shall be given from 12:00.

Out MH 1 (Dwnstrm)	118-033	Depth:	7.65	Elev:	
Out MH 2 (Dwnstrm)		Depth:		Elev:	

Metered ☐	Outside Drop ☐	Inside Drop ☐

Comments: MISSING BRICKS IN ADJUSTMENT
NO GASKET

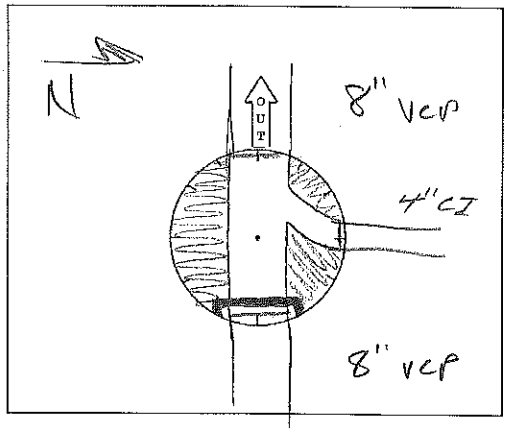

Not to be used for bidding purposes

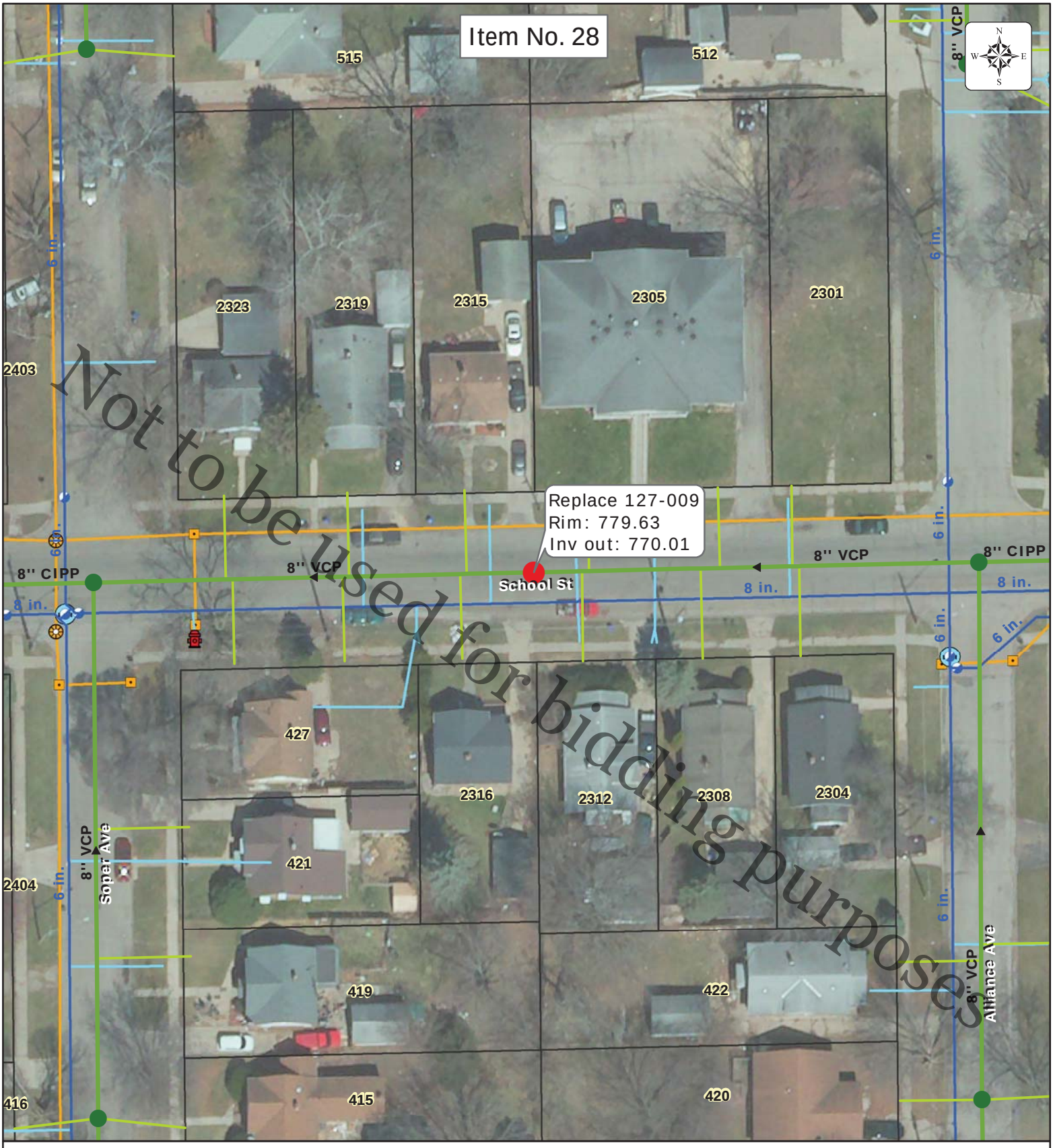

Work Description:
Remove and replace MH 127-009, 4' Dia.

Special Considerations:
N/A

Road Jurisdiction:
City of Rockford

Minimum Pavement Section:
2" HMA SC; 4" HMA BC

Rock River Water Reclamation District

2020-2021 Collection System Repairs

0 25 50 1 inch = 50 feet 100 150 Feet

By: J. Kink
Produced: 6/23/2020
RRWRD Engineering Department

ROCK RIVER WATER RECLAMATION DISTRICT

Manhole Inspection Form

Manhole ID: 127-009 **Inspector:** CB **Date:** MARCH 4, 2019

Address/Location: 235 SCHOOL ST

Surface Cover: Asphalt ☒ Concrete ☐ Turf ☐ Gravel ☐ Other ☐ **Ponding:** Yes ☐ No ☒

Lid / Cover:	Open Grate ☐	Sanitary Stamp ☒	Bolt-down ☐
	Concealed Pickhole ☒	No Stamp ☐	Gasket ☒
	Open Pickhole ☐	Other ☐	Low Profile ☐

Frame:	Cast Iron ☒	Good ☐
	Other ☐	Fair ☐
		Poor ☒

Adj. Rings:	Precast ☒	Good ☐
Qty 3 / Size 4"	Brick ☐	Fair ☒
	Block ☐	Poor ☐
	Other ☐	
	None ☐	

Cone:	Precast ☐	Good ☐
	Brick ☒	Fair ☒
	Block ☐	Poor ☐
	Flat Top ☐	
	Other ☐	

Wall / Base:	Precast ☐	Good ☐
	Brick ☒	Fair ☒
	Block ☐	Poor ☐
	Other ☐	
	Coating ☐	

Bench:	Conc. ☒	Flat ☐
	Block ☐	Half ☒
	Brick ☐	3/4 ☐
	Other ☐	
	None ☐	

Steps:	Cast Iron ☒	Good ☐
	Plastic ☐	Fair ☐
	None ☐	Poor ☒
1st < 30" from Rim	Yes ☐	No ☐
Last < 24" from Bench	Yes ☐	No ☐

Infiltr:	Low	Med	Heavy	None
Adj.	☐	☐	☐	☒
Cone	☐	☐	☐	☒
Wall	☐	☐	☐	☒
Bench	☐	☐	☐	☒

GPS Rim Elev: 779.63 **MH Diameter:** 4' **Surcharge:** Yes ☐ No ☒

In MH 1 (Upstrm)	127-010	Depth High:	9.54	Elev: 770.09	Depth Low:		Elev:
In MH 2 (Upstrm)		Depth High:		Elev:	Depth Low:		Elev:
In MH 3 (Upstrm)		Depth High:		Elev:	Depth Low:		Elev:

Serv 1 Clock Pos:		Address:					
Depth High:		Elev:		Depth Low:		Elev:	
Serv 2 Clock Pos:		Address:					
Depth High:		Elev:		Depth Low:		Elev:	
Serv 3 Clock Pos:		Address:					
Depth High:		Elev:		Depth Low:		Elev:	

Out is considered 12:00 and service clock position shall be given from 12:00.

Out MH 1 (Dwnstrm)	127-004	Depth:	9.62	Elev:	770.01
Out MH 2 (Dwnstrm)		Depth:		Elev:	

Metered ☐	Outside Drop ☐	Inside Drop ☐

Comments: FRAME BEEN HIT BY PLOW W/ SMALL CHUNKS DISPLACED. STEPS SPINDLY AND IN POOR SHAPE.

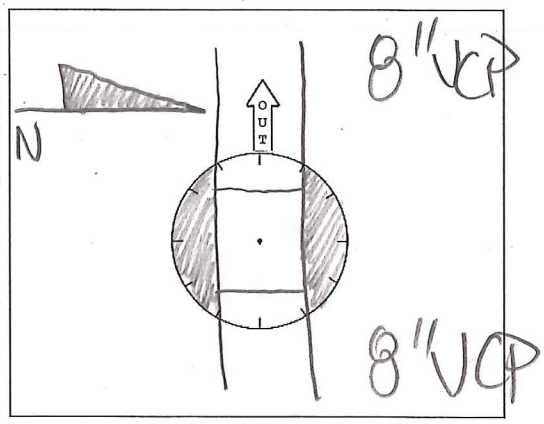

Not to be used for bidding purposes

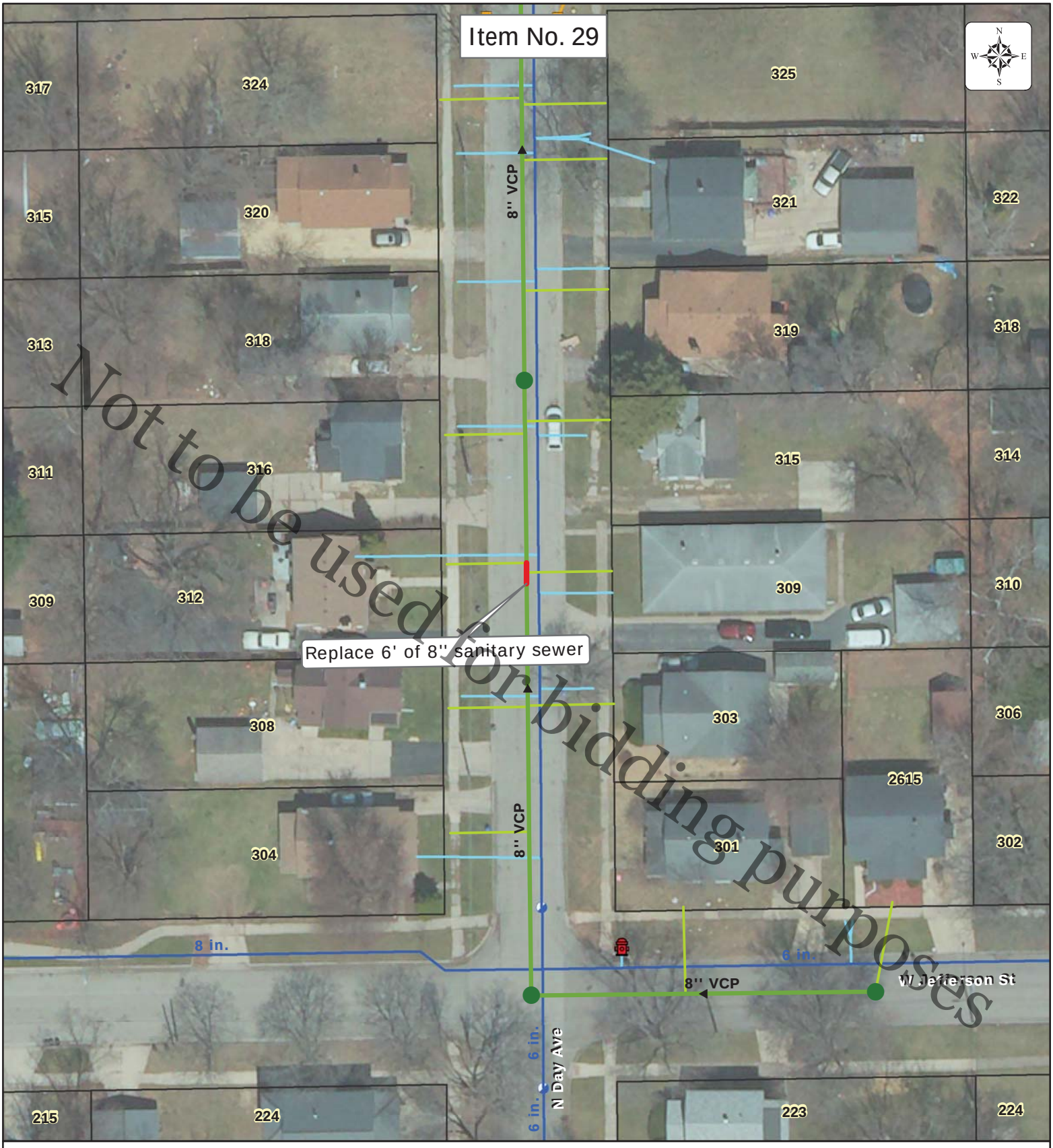

Work Description:
Remove and replace 6' of existing 8" dia. sanitary, 162'-168' D/S of MH 127-034, broken pipe.

Special Considerations:
Reconnect sanitary services to 312 and 309 w/ new wyes on main.

Road Jurisdiction:
City of Rockford

Minimum Pavement Section:
1.5" HMA SC; 2.5" HMA BC

Rock River Water Reclamation District

2020-2021 Collection System Repairs

0 25 50 1 inch = 50 feet 100 150 Feet

By: J. Kink
Produced: 6/23/2020
RRWRD Engineering Department

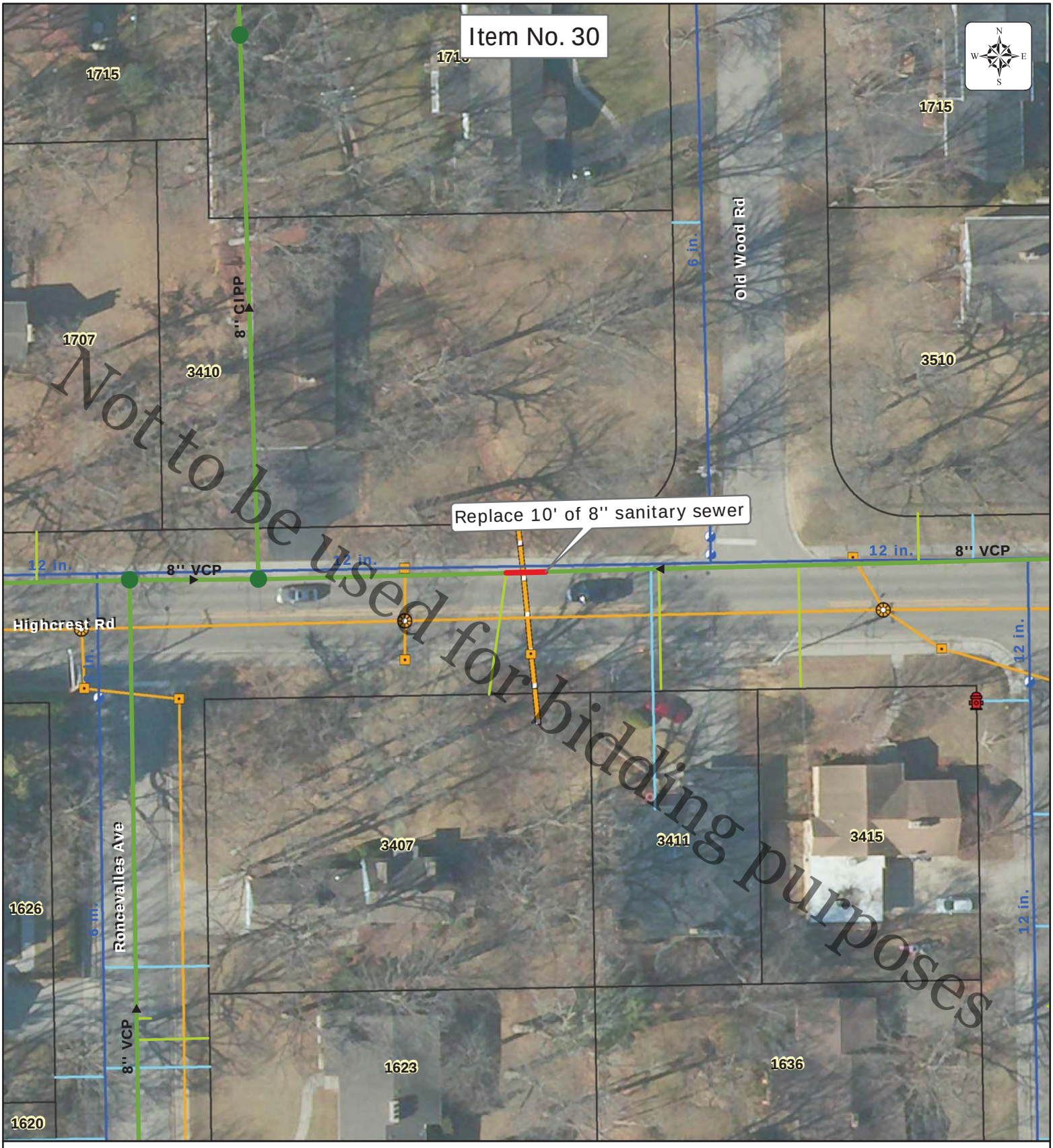

Work Description:
Remove and replace 10' of existing 8" dia. sanitary, 202'-212'; failed pipe repair.

Special Considerations:
Remove and replace existing 24" dia. CMP storm sewer as required to complete proposed sanitary repair.

Road Jurisdiction:
City of Rockford

Minimum Pavement Section:
2" HMA SC; 4" HMA BC

Rock River Water Reclamation District

2020-2021 Collection System Repairs

0 25 50 1 inch = 50 feet 100 150 Feet

By: J. Kink
Produced: 6/23/2020
RRWRD Engineering Department

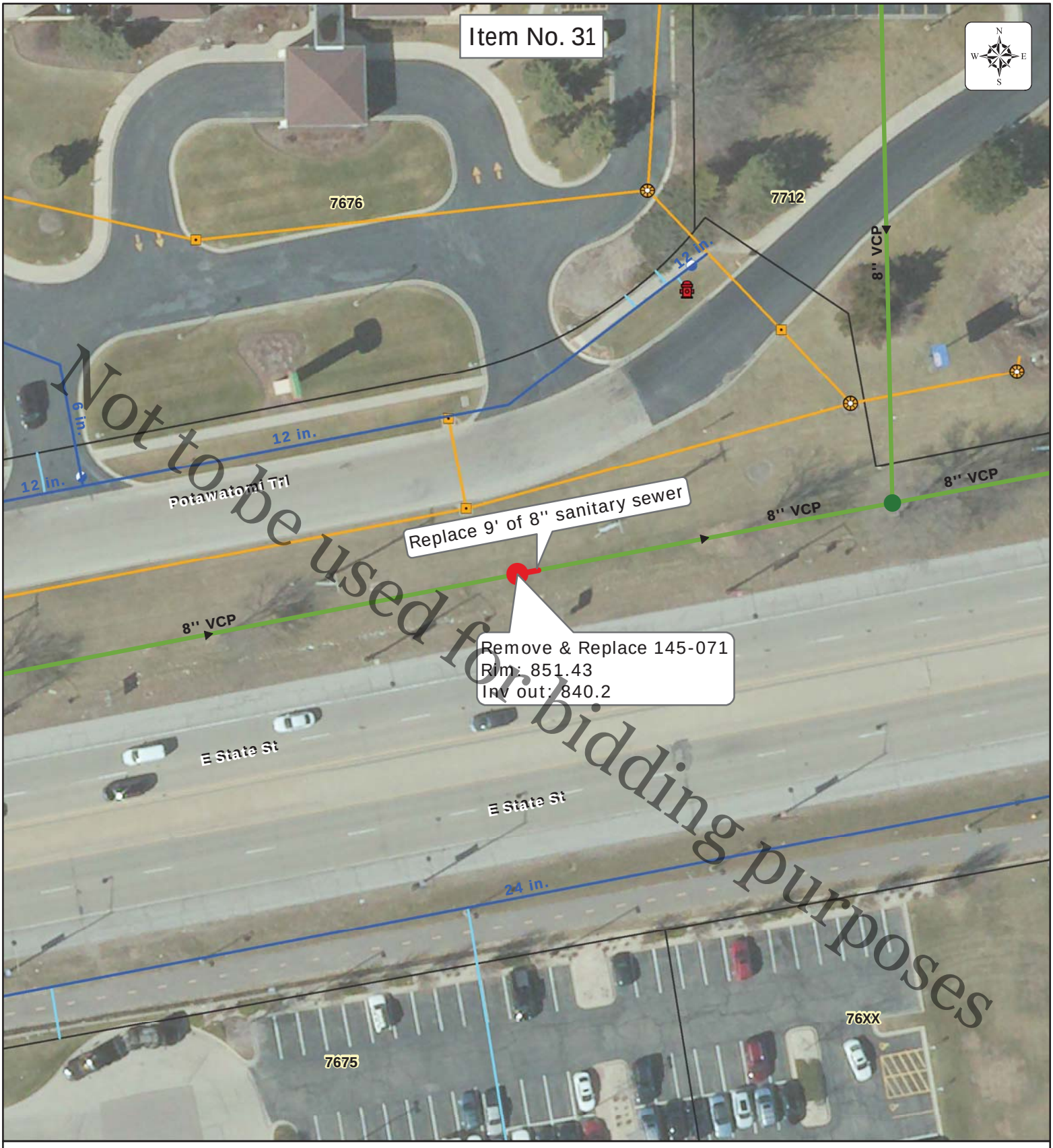

Work Description:
Remove and replace MH 145-071, 4' dia. Remove and replace 9' of existing 8" dia. sanitary downstream of 145-071; broken pipe.

Special Considerations:
Remove existing abandoned 8" diameter cast iron force main as required to complete the proposed sanitary repair.

Road Jurisdiction:
Illinois Dept. of Transportation

Minimum Pavement Section:
N/A - Turf area, Class 1 Seeding

Rock River Water Reclamation District

2020-2021 Collection System Repairs

0 25 50 1 inch = 50 feet 100 150 Feet

By: J. Kink
Produced: 6/23/2020
RRWRD Engineering Department

Work Description:
Remove and replace 5' of existing 12" dia. sanitary, 250'-255' D/S of MH 080-066.

Special Considerations:
Install new saddle tee onservcie to 2516 (4" dia.). Push 4" dia. service to 2520 and install 4" dia. cleanout at property line.

Road Jurisdiction:
City of Rockford

Minimum Pavement Section:
2" HMA SC; 4" HMA BC

Rock River Water Reclamation District

2020-2021 Collection System Repairs

0 25 50 1 inch = 50 feet 100 150 Feet

By: J. Kink
Produced: 6/23/2020
RRWRD Engineering Department

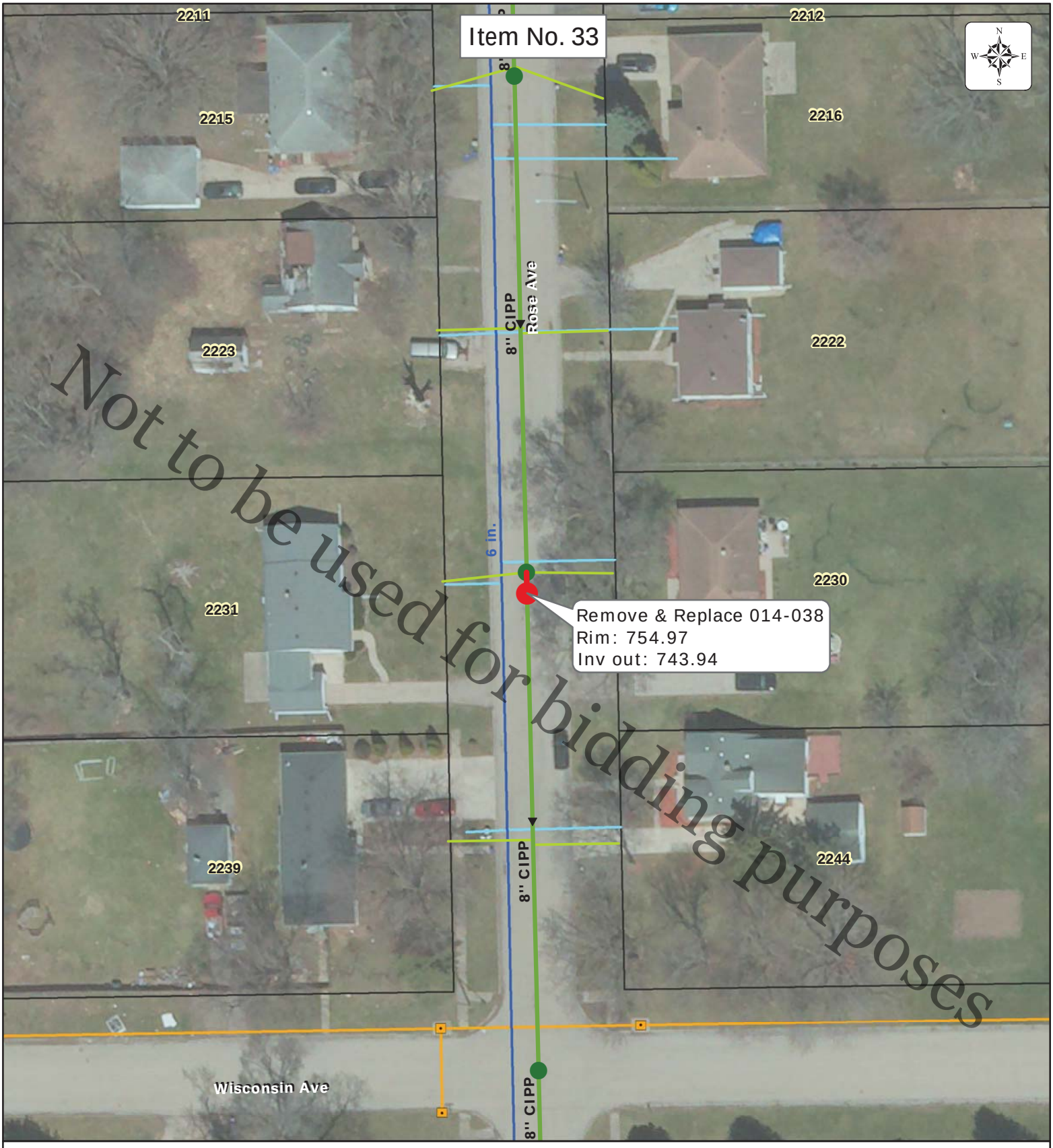

Not to be used for bidding purposes

Work Description:
Remove and replace MH 014-038, 4' dia. Shift new MH 8' south of existing location.

Special Considerations:
Reconnect sanitary services to 2231 and 2230 with new wyes on main.
Existing main line pipe has been lined with CIPP.

Road Jurisdiction:
City of Rockford

Minimum Pavement Section:
1.5" HMA SC; 2.5" HMA BC

Rock River Water Reclamation District

2020-2021 Collection System Repairs

0 25 50 1 inch = 50 feet 100 150 Feet

By: J. Kink
Produced: 6/23/2020
RRWRD Engineering Department

ROCK RIVER WATER RECLAMATION DISTRICT

Manhole Inspection Form

Manhole ID: 014-038 **Inspector:** CB / PJ **Date:** MARCH 26 2018

Address/Location: 2231 ROSE AVENUE

Surface Cover: Asphalt ☒ Concrete ☐ Turf ☐ Gravel ☐ Other ☐ **Ponding:** Yes ☐ No ☒

Lid / Cover:			
	Open Grate ☐	Sanitary Stamp ☐	Bolt-down ☐
	Concealed Pickhole ☐	No Stamp ☒	Gasket ☐
	Open Pickhole ☒	Other ☐	Low Profile ☐

Frame:		
	Cast Iron ☒	Good ☐
	Other ☐	Fair ☐
		Poor ☒

Adj. Rings:			
Qty 1	Size 2"	Precast ☒	Good ☐
		Brick ☐	Fair ☒
		Block ☐	Poor ☐
		Other ☐	
		None ☐	

Cone:		
	Precast ☐	Good ☐
	Brick ☒	Fair ☒
	Block ☐	Poor ☐
	Flat Top ☐	
	Other ☐	

Wall / Base:		
	Precast ☐	Good ☐
	Brick ☒	Fair ☒
	Block ☐	Poor ☐
	Other ☐	
	Coating ☐	

Bench:		
	Conc. ☒	Flat ☐
	Block ☐	Half ☒
	Brick ☐	3/4 ☐
	Other ☐	
	None ☐	

Steps:		
	Cast Iron ☒	Good ☐
	Plastic ☐	Fair ☒
	None ☐	Poor ☐
1st < 30" from Rim	Yes ☒	No ☐
Last < 24" from Bench	Yes ☒	No ☐

Infiltr:	Low	Med	Heavy	None
Adj.	☐	☐	☐	☒
Cone	☐	☐	☐	☒
Wall	☐	☐	☐	☒
Bench	☐	☐	☐	☒

GPS Rim Elev: 754.97 **MH Diameter:** 4' **Surcharge:** Yes ☐ No ☒

In MH 1 (Upstrm)	014-039	Depth High:	Elev:	Depth Low: 11.01	Elev: 743.96
In MH 2 (Upstrm)		Depth High:	Elev:	Depth Low:	Elev:
In MH 3 (Upstrm)		Depth High:	Elev:	Depth Low:	Elev:

Serv 1 Clock Pos: 2	Address: 2231 ROSE AVENUE		
Depth High:	Elev:	Depth Low: 9.25	Elev: 745.72
Serv 2 Clock Pos: 9	Address: 2230 ROSE AVENUE		
Depth High:	Elev:	Depth Low: 9.15	Elev: 745.82
Serv 3 Clock Pos:	Address:		
Depth High:	Elev:	Depth Low:	Elev:

Out is considered 12:00 and service clock position shall be given from 12:00.

Out MH 1 (Dwnstrm)	014-037	Depth: 11.03	Elev: 743.94
Out MH 2 (Dwnstrm)		Depth:	Elev:

Metered ☐	Outside Drop ☐	Inside Drop ☐

Comments: SHIFTED ±2" N.W., OPEN PICKHOLE UN-STAMPED LID, LIGHT DEBRIS ON BENCHES BELOW DROP SERVICES

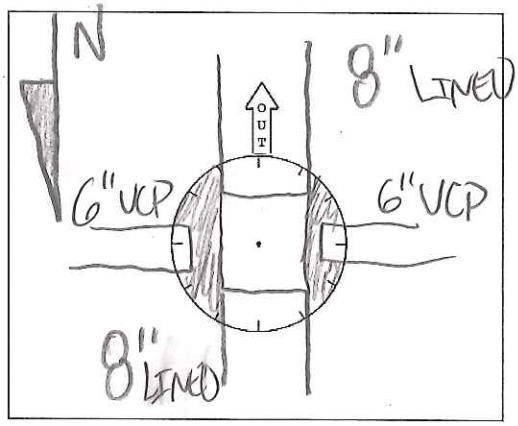

File Name/Location: Revised 01/2018

Not to be used for bidding purposes

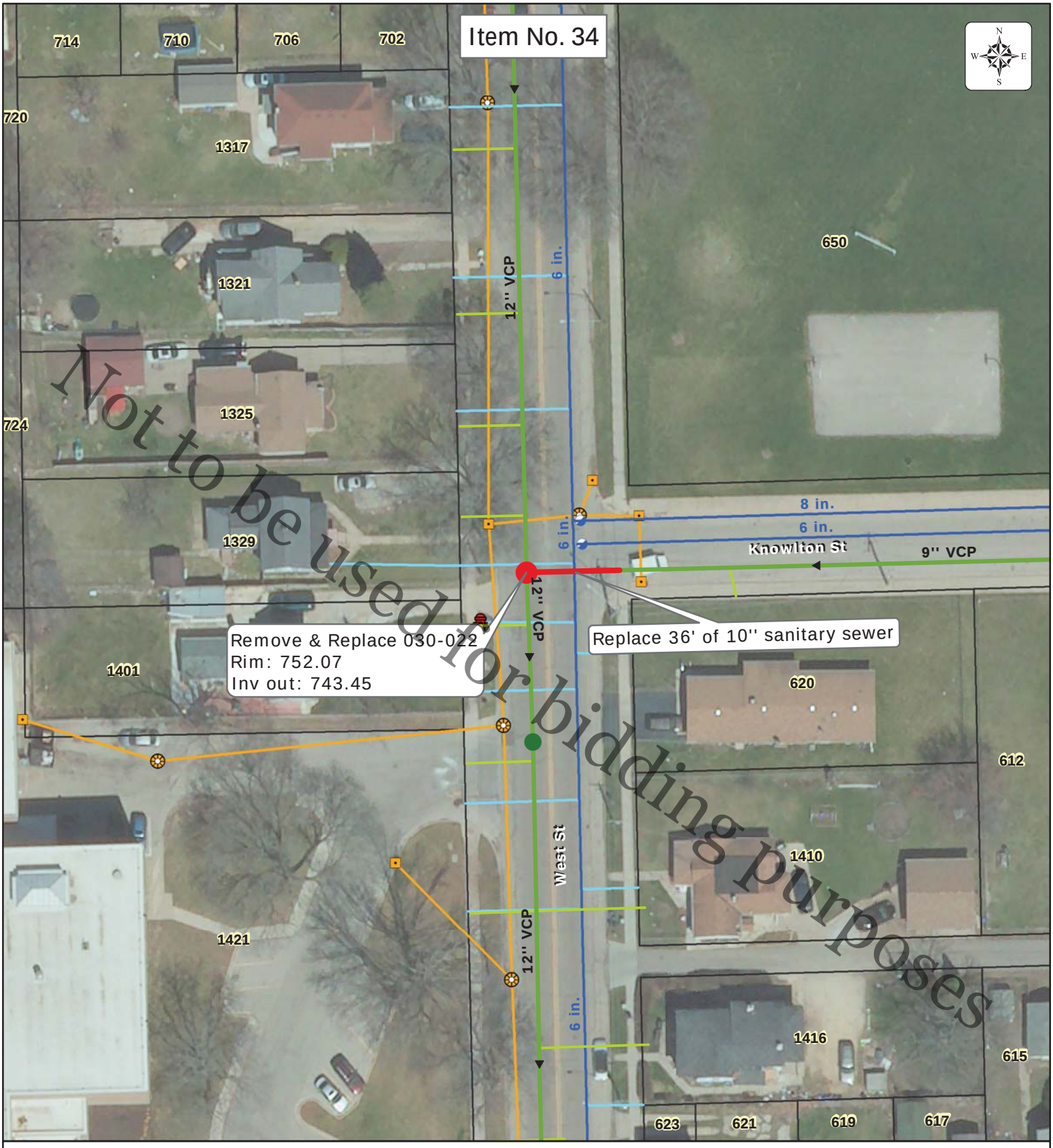

Work Description:
Remove and replace MH 030-022, 4' dia. Remove and replace 36' of existing 9" dia. VCP w/ 10" dia. PVC U/S of proposed MH 030-022.

Special Considerations:
N/A

Road Jurisdiction:
City of Rockford

Minimum Pavement Section:
1.5" HMA SC; 2.5" HMA BC

Rock River Water Reclamation District

2020-2021 Collection System Repairs

0 25 50 1 inch = 50 feet 100 150 Feet

By: J. Kink
Produced: 6/23/2020
RRWRD Engineering Department

ROCK RIVER WATER RECLAMATION DISTRICT

Manhole Inspection Form

Manhole ID: 030-022 **Inspector:** CB **Date:** MARCH 1, 2018

Address/Location: INT OF WEST ST AND KNOWLTON ST

Surface Cover: Asphalt ☒ Concrete ☐ Turf ☐ Gravel ☐ Other ☐ **Ponding:** Yes ☐ No ☒

Lid / Cover:			
	Open Grate ☐	Sanitary Stamp ☒	Bolt-down ☐
	Concealed Pickhole ☒	No Stamp ☐	Gasket ☒
	Open Pickhole ☐	Other ☐	Low Profile ☐

Frame:		
	Cast Iron ☒	Good ☐
	Other ☐	Fair ☒
		Poor ☐

Adj. Rings:			
Qty	Size	Precast ☐	Good ☐
2	ROWS	Brick ☒	Fair ☐
		Block ☐	Poor ☒
		Other ☐	
		None ☐	

Cone:		
	Precast ☐	Good ☐
	Brick ☒	Fair ☒
	Block ☐	Poor ☐
	Flat Top ☐	
	Other ☐	

Wall / Base:		
	Precast ☐	Good ☐
	Brick ☒	Fair ☒
	Block ☐	Poor ☐
	Other ☐	
	Coating ☐	

Bench:		
	Conc. ☒	Flat ☐
	Block ☐	Half ☐
	Brick ☐	3/4 ☒
	Other ☐	
	None ☐	

Steps:		
	Cast Iron ☒	Good ☐
	Plastic ☐	Fair ☐
	None ☐	Poor ☒
1st < 30" from Rim	Yes ☒	No ☐
Last < 24" from Bench	Yes ☐	No ☒

Infiltr:	Low	Med	Heavy	None
Adj.	☒	☐	☐	☐
Cone	☐	☐	☐	☒
Wall	☐	☐	☐	☒
Bench	☐	☐	☐	☒

GPS Rim Elev: 752.07 **MH Diameter:** 4' **Surcharge:** Yes ☐ No ☒

(N) In MH 1 (Upstrm)	030-024	Depth High:		Elev:	Depth Low: 8.42	Elev: 743.65
(E) In MH 2 (Upstrm)	030-075	Depth High:		Elev:	Depth Low: 8.62	Elev: 743.45
In MH 3 (Upstrm)		Depth High:		Elev:	Depth Low:	Elev:

Serv 1 Clock Pos: _____ Address: _____
Depth High: _____ Elev: _____ Depth Low: _____ Elev: _____
Serv 2 Clock Pos: _____ Address: _____
Depth High: _____ Elev: _____ Depth Low: _____ Elev: _____
Serv 3 Clock Pos: _____ Address: _____
Depth High: _____ Elev: _____ Depth Low: _____ Elev: _____

Out is considered 12:00 and service clock position shall be given from 12:00.

(S) Out MH 1 (Dwnstrm)	030-096	Depth: 8.62	Elev: 743.45
Out MH 2 (Dwnstrm)		Depth:	Elev:

Metered ☐ Outside Drop ☐ Inside Drop ☐

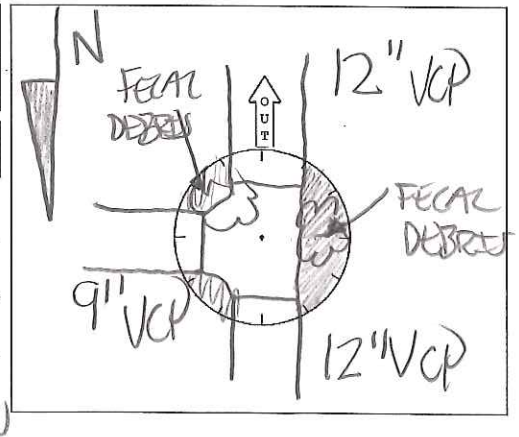

Comments: BOTTOM STEP MISSING, LOOSE BRICKS IN THE ADJUSMENT BLOCKAGE INFRONT OF INV IN (E) SINCE REMOVED, FECAL DEBRIS NOW ON BENCH, FRAME BEEN HIT AND CRACKED BY SNOW PLOW

File Name/Location: Revised 01/2018

Not to be used for bidding purposes

Work Description:
Remove and replace MH 030-074, 4'dia.

Special Considerations:
Former combination storm/sewer manhole.

Road Jurisdiction:
City of Rockford

Minimum Pavement Section:
1.5" HMA SC; 2.5" HMA BC

Rock River Water Reclamation District

2020-2021 Collection System Repairs

0 25 50 1 inch = 50 feet 100 150 Feet

By: J. Kink
Produced: 6/23/2020
RRWRD Engineering Department

ROCK RIVER WATER RECLAMATION DISTRICT

Manhole Inspection Form

Manhole ID: 030-074 **Inspector:** CB **Date:** MARCH 2, 2018

Address/Location: INT OF KNOWLTON ST AND ROCK ST

Surface Cover: Asphalt ☒ Concrete ☐ Turf ☐ Gravel ☐ Other ☐ **Ponding:** Yes ☐ No ☒

Lid / Cover:			
	Open Grate ☐	Sanitary Stamp ☐	Bolt-down ☐
	Concealed Pickhole ☐	No Stamp ☒	Gasket ☐
	Open Pickhole ☒	Other ☐	Low Profile ☐

Frame:		
	Cast Iron ☒	Good ☐
	Other ☐	Fair ☐
		Poor ☒

Adj. Rings:			
Qty 4	Size ROWS	Precast ☐	Good ☐
		Brick ☒	Fair ☐
		Block ☐	Poor ☒
		Other ☐	
		None ☐	

Cone:		
	Precast ☐	Good ☐
	Brick ☒	Fair ☒
	Block ☐	Poor ☐
	Flat Top ☐	
	Other ☐	

Wall / Base:		
	Precast ☐	Good ☐
	Brick ☒	Fair ☒
	Block ☐	Poor ☐
	Other ☐	
	Coating ☐	

Bench:		
	Conc. ☐	Flat ☐
	Block ☐	Half ☐
	Brick ☒	3/4 ☒
	Other ☐	
	None ☐	

Steps:		
	Cast Iron ☐	Good ☐
	Plastic ☐	Fair ☐
	None ☒	Poor ☐
1st < 30" from Rim	Yes ☐	No ☒
Last < 24" from Bench	Yes ☐	No ☒

Infiltr:	Low	Med	Heavy	None
Adj.	☒	☐	☐	☐
Cone	☐	☐	☐	☒
Wall	☐	☐	☐	☒
Bench	☐	☐	☐	☒

GPS Rim Elev: 707.58 **MH Diameter:** 6' Box **Surcharge:** Yes ☐ No ☒

(CW)	In MH 1 (Upstrm)	030-080	Depth High:		Elev:	Depth Low: 11.18	Elev: 696.40
(CW)	In MH 2 (Upstrm)	030-076	Depth High:		Elev:	Depth Low: 11.14	Elev: 696.44
	In MH 3 (Upstrm)		Depth High:		Elev:	Depth Low:	Elev:

Serv 1 Clock Pos:	Address:		
Depth High:	Elev:	Depth Low:	Elev:
Serv 2 Clock Pos:	Address:		
Depth High:	Elev:	Depth Low:	Elev:
Serv 3 Clock Pos:	Address:		
Depth High:	Elev:	Depth Low:	Elev:

Out is considered 12:00 and service clock position shall be given from 12:00.

(E)	Out MH 1 (Dwnstrm)	032-069	Depth: 11.30	Elev: 696.28
	Out MH 2 (Dwnstrm)		Depth:	Elev:

Metered ☐	Outside Drop ☐	Inside Drop ☐

Comments: OPEN PICKHOLE UNSTAMPED LID, CRACKED FRAME W/ CHUNK MISSING, FECAL MOUND SITTING IN TROUGH, BROKEN UP AND PULLED ON BENCH NO STEPS

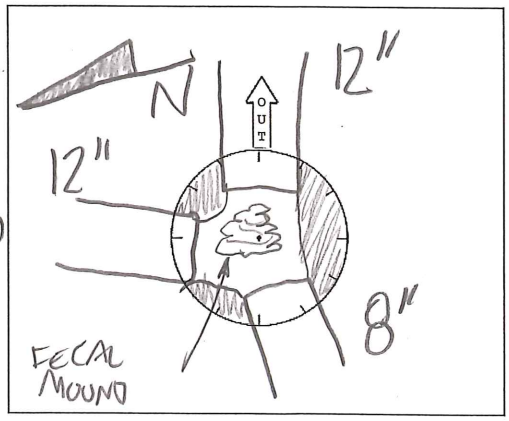

File Name/Location: Revised 01/2018

Not to be used for bidding purposes

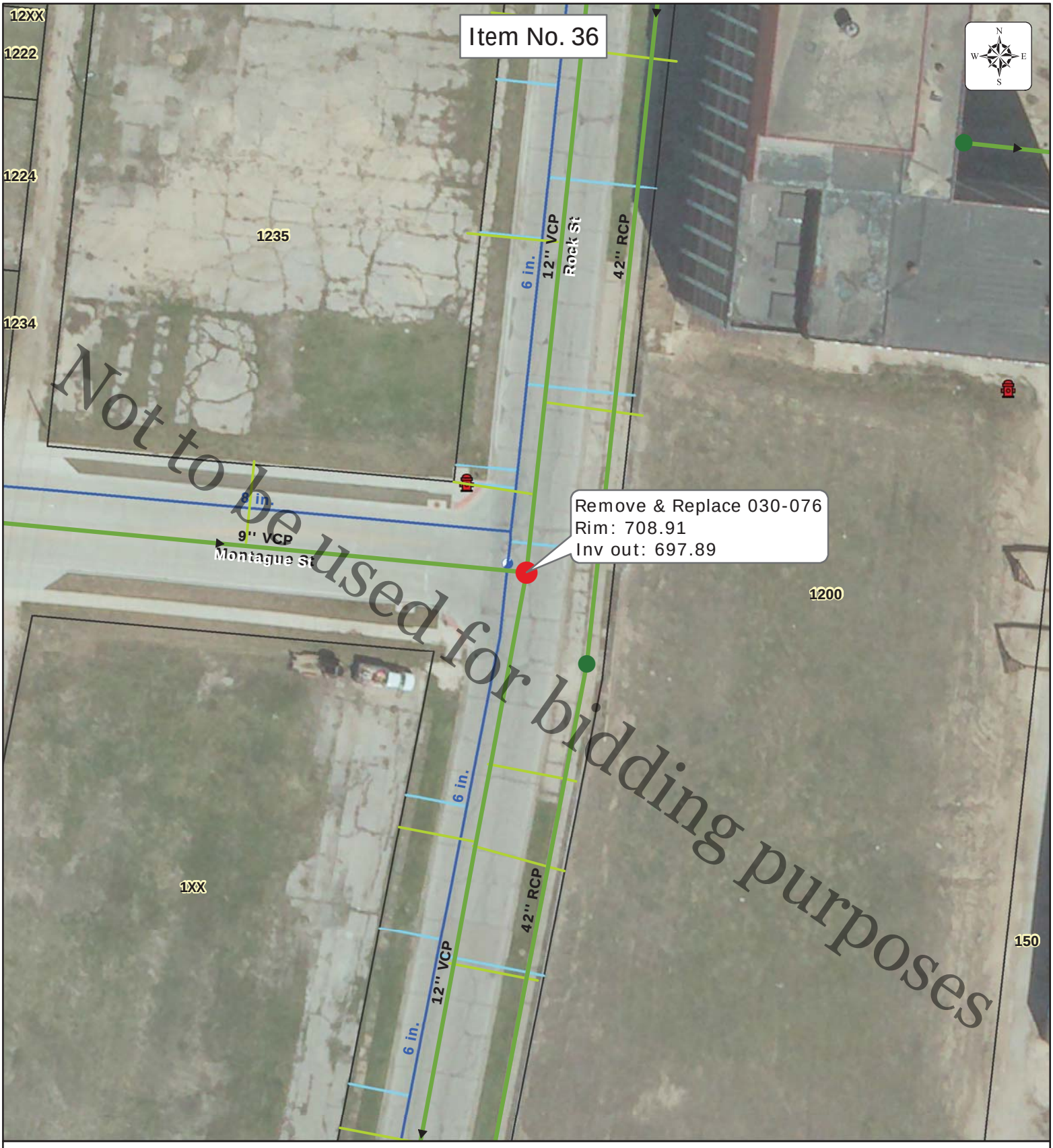

Work Description:
Remove and replace MH 030-076, 4'dia.

Special Considerations:
Former combination storm/sewer manhole. Reconnect 9" dia. VCP with new 10" dia. PVC.

Road Jurisdiction:
City of Rockford

Minimum Pavement Section:
1.5" HMA SC; 2.5" HMA BC

Rock River Water Reclamation District

2020-2021 Collection System Repairs

0 25 50 1 inch = 50 feet 100 150 Feet

By: J. Kink
Produced: 6/23/2020
RRWRD Engineering Department

ROCK RIVER WATER RECLAMATION DISTRICT

Manhole Inspection Form

Manhole ID: 030-076 **Inspector:** CB **Date:** MARCH 2, 2018

Address/Location: ROCK ST AND MONTAGUE ST

Surface Cover: Asphalt ☒ Concrete ☐ Turf ☐ Gravel ☐ Other ☐ **Ponding:** Yes ☐ No ☒

Lid / Cover:			
	Open Grate ☐	Sanitary Stamp ☐	Bolt-down ☐
	Concealed Pickhole ☐	No Stamp ☒	Gasket ☐
	Open Pickhole ☒	Other ☐	Low Profile ☐

Frame:		
Cast Iron ☒	Good ☐	
Other ☐	Fair ☐	
	Poor ☒	

Adj. Rings:			
Qty 3	Size RWS	Precast ☐	Good ☐
		Brick ☒	Fair ☐
		Block ☐	Poor ☒
		Other ☐	
		None ☐	

Cone:		
Precast ☐	Good ☐	
Brick ☒	Fair ☒	
Block ☐	Poor ☐	
Flat Top ☐		
Other ☐		

Wall / Base:		
Precast ☐	Good ☐	
Brick ☒	Fair ☒	
Block ☐	Poor ☐	
Other ☐		
Coating ☐		

Bench:		
Conc. ☐	Flat ☐	
Block ☐	Half ☐	
Brick ☒	3/4 ☒	
Other ☐		
None ☐		

Steps:		
Cast Iron ☒	Good ☐	
Plastic ☐	Fair ☐	
None ☐	Poor ☒	
1st < 30" from Rim	Yes ☐	No ☒
Last < 24" from Bench	Yes ☐	No ☒

Infiltr:	Low	Med	Heavy	None
Adj.	☒	☐	☐	☐
Cone	☐	☐	☐	☒
Wall	☐	☐	☐	☒
Bench	☐	☐	☐	☒

GPS Rim Elev: 708.91 **MH Diameter:** 6' Box **Surcharge:** Yes ☐ No ☒

(W) In MH 1 (Upstrm) 030-070 Depth High: ____ Elev: ____ Depth Low: 9.81 Elev: 699.10

(N) In MH 2 (Upstrm) 030-077 Depth High: ____ Elev: ____ Depth Low: 11.02 Elev: 697.89

In MH 3 (Upstrm) ____ Depth High: ____ Elev: ____ Depth Low: ____ Elev: ____

Serv 1 Clock Pos: ____ Address: ____

Depth High: ____ Elev: ____ Depth Low: ____ Elev: ____

Serv 2 Clock Pos: ____ Address: ____

Depth High: ____ Elev: ____ Depth Low: ____ Elev: ____

Serv 3 Clock Pos: ____ Address: ____

Depth High: ____ Elev: ____ Depth Low: ____ Elev: ____

Out is considered 12:00 and service clock position shall be given from 12:00.

(SW) Out MH 1 (Dwnstrm) 030-074 Depth: 11.02 Elev: 697.89

Out MH 2 (Dwnstrm) ____ Depth: ____ Elev: ____

Metered ☐ Outside Drop ☐ Inside Drop ☐

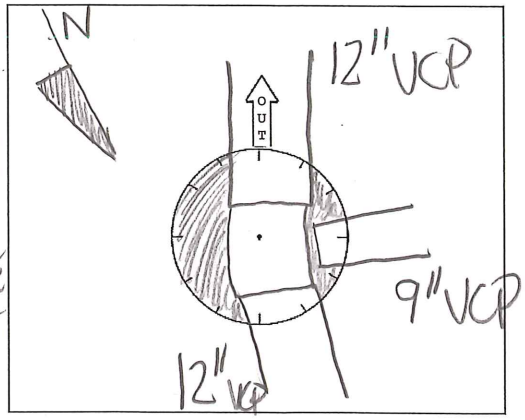

Comments: NO FLOW THROUGH TROUGH SLUDGE AND GRIT SITTING IN TROUGH, OPEN PICKHOLE UNSTAMPED LID, LOOSE BRICKS IN ADJUSTMENT CRUMBLING.

File Name/Location: Revised 01/2018

Not to be used for bidding purposes

Work Description:
Remove and replace MH 030-085, 4'dia.

Special Considerations:
Reconnect 9" dia. VCP with new 10" dia. PVC.

Road Jurisdiction:
City of Rockford

Minimum Pavement Section:
1.5" HMA SC; 2.5" HMA BC

Rock River Water Reclamation District

2020-2021 Collection System Repairs

0 25 50 1 inch = 50 feet 100 150 Feet

By: J. Kink
Produced: 6/23/2020
RRWRD Engineering Department

ROCK RIVER WATER RECLAMATION DISTRICT

Manhole Inspection Form

Manhole ID: 030-085 **Inspector:** CB **Date:** MARCH 2, 2018

Address/Location: INT OF COURT ST AND KNOWLTON ST

Surface Cover: Asphalt ☒ Concrete ☐ Turf ☐ Gravel ☐ Other ☐ **Ponding:** Yes ☐ No ☒

Lid / Cover:			
	Open Grate ☐	Sanitary Stamp ☒	Bolt-down ☐
	Concealed Pickhole ☒	No Stamp ☐	Gasket ☒
	Open Pickhole ☐	Other ☐	Low Profile ☐

Frame:		
Cast Iron ☒	Good ☐	
Other ☐	Fair ☒	
	Poor ☐	

Adj. Rings:			
Qty 2	Size ROWS	Precast ☐	Good ☐
		Brick ☒	Fair ☒
		Block ☐	Poor ☐
		Other ☐	
		None ☐	

Cone:		
Precast ☐	Good ☐	
Brick ☒	Fair ☒	
Block ☐	Poor ☐	
Flat Top ☐		
Other ☐		

Wall / Base:		
Precast ☐	Good ☐	
Brick ☒	Fair ☒	
Block ☐	Poor ☐	
Other ☐		
Coating ☐		

Bench:		
Conc. ☐	Flat ☐	
Block ☐	Half ☐	
Brick ☐	3/4 ☐	
Other ☐		
None ☒		

Steps:		
Cast Iron ☒	Good ☐	
Plastic ☐	Fair ☐	
None ☐	Poor ☒	
1st < 30" from Rim	Yes ☐	No ☒
Last < 24" from Bench	Yes ☐	No ☒

Infiltr:	Low	Med	Heavy	None
Adj.	☐	☐	☐	☒
Cone	☐	☐	☐	☒
Wall	☐	☐	☐	☒
Bench	☐	☐	☐	☒

GPS Rim Elev: 750.27 **MH Diameter:** 5' **Surcharge:** Yes ☐ No ☒

In MH 1 (Upstrm)	030-107	Depth High:		Elev:		Depth Low:	7.55	Elev:	742.72
In MH 2 (Upstrm)		Depth High:		Elev:		Depth Low:		Elev:	
In MH 3 (Upstrm)		Depth High:		Elev:		Depth Low:		Elev:	

Serv 1 Clock Pos:		Address:					
Depth High:		Elev:		Depth Low:		Elev:	
Serv 2 Clock Pos:		Address:					
Depth High:		Elev:		Depth Low:		Elev:	
Serv 3 Clock Pos:		Address:					
Depth High:		Elev:		Depth Low:		Elev:	

Out is considered 12:00 and service clock position shall be given from 12:00.

Out MH 1 (Dwnstrm)	030-083	Depth:	7.62	Elev:	742.65
Out MH 2 (Dwnstrm)		Depth:		Elev:	

Metered ☐	Outside Drop ☐	Inside Drop ☐

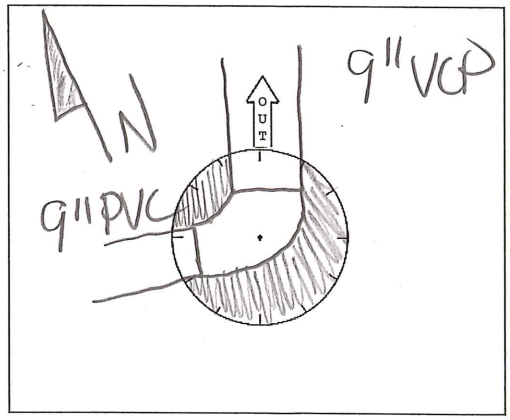

Comments: MH WAS PLUGGED @ BOTH INVERTS WHEN 1ST INSPECTED, CALLED RRWRD AND THEY VACCED OUT MH. MH HAS NO TROUGH AND FECAL DEBRIS IS NOT CHANNELED AND SUBSEQUENTLY SETS AND BUILDS UP.

File Name/Location: Revised 01/2018

Not to be used for bidding purposes

Section V

Detailed Drawings

Not to be used for bidding purposes

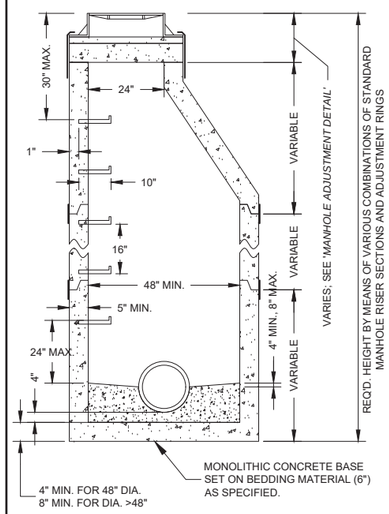

NOTES:

1. THE MAX. DROP FROM THE INVERT OF ANY PIPE TO THE CONCRETE CHANNEL UNDER THAT PIPE SHALL BE 8".
2. MANHOLES LOCATED OUTSIDE OF PUBLIC RIGHT-OF-WAY SHALL BE MARKED WITH A STEEL FENCE POST AS DIRECTED.
3. ALL NEW MANHOLES SHALL BE VACUUM TESTED PER A.S.T.M. C-1244 PRIOR TO ACCEPTANCE.
4. ALL BARREL JOINTS SHALL BE SEALED WITH 3 1/2" x 3/8" BITUMINOUS MATERIAL ON THE LOWER SHIPLAP.
5. ALL BARREL JOINTS SHALL BE SEALED WITH AN EXTERNAL BARREL SEAL CENTERED ON THE JOINT (MAR MAC MACWRAP OR APPROVED EQUAL)
6. MANHOLE STRUCTURE SHALL BE CONSTRUCTED OF PRECAST REINFORCED CONCRETE MANHOLE RISER SECTIONS IN ACCORDANCE WITH A.S.T.M. C478-90 OR THE LATEST DESIGNATION.
7. PRECAST FLAT TOPS ARE NOT APPROVED FOR USE.
8. SEE *'MANHOLE ADJUSTMENT DETAIL'* FOR ADJUSTMENT REQUIREMENTS.
9. PIPE CONNECTIONS TO NEW MANHOLES SHALL BE MADE BY MEANS OF EITHER RUBBER GASKET SEAL (A-LOK OR APPROVED EQUAL) CONFORMING TO ASTM F-477 CAST INTEGRALLY IN MANHOLE WALL, OR RUBBER GASKET SEAL AND STAINLESS STEEL CLAMP (PSX SERIES SIX OR APPROVED EQUAL) CONFORMING TO ASTM C-923. FOR PIPE CONNECTIONS WITH A DEPTH OF 5-20 FT., A RUBBER GASKET SEAL (A-LOK OR APPROVED EQUAL) CONFORMING TO ASTM F-477 CAST INTEGRALLY IN MANHOLE WALL SHALL BE USED.
10. PIPE CONNECTIONS TO EXISTING MANHOLES SHALL BE MADE BY MEANS OF CORE DRILLING MANHOLE WALL AND INSTALLING RUBBER GASKET SEAL AND STAINLESS STEEL CLAMP (PSX SERIES SIX OR APPROVED EQUAL) CONFORMING TO ASTM C-923.
11. THE MAXIMUM DISTANCE FROM ANY INLET PIPE INVERT TO THE OUTLET PIPE INVERT SHALL BE 2'. A DISTANCE GREATER THAN 2' WILL REQUIRE AN INSIDE DROP CONNECTION PER *'INSIDE DROP MANHOLE DETAIL'*.
12. MANHOLE STEPS SHALL BE NEENAH R-1982-F OR M.A. IND. PS-1 OR APPROVED EQUAL AT 16" CENTERS.

STANDARD MANHOLE DETAIL

(*'MANHOLE ADJUSTMENT DETAIL'* SHALL APPLY)

rev. 4/1/19

NOTES:

1. MANHOLE FRAME & LID SHALL BE NEENAH R-1670 OR EAST JORDAN E-1117 WITH NON-ROCKING & SELF-SEALING LID.
2. LID SHALL HAVE 2" HIGH "SANITARY" LETTERING & A CONCEALED PICK HOLE.
3. ALLOWABLE TYPES OF ADJUSTING RINGS INCLUDE PRECAST CONCRETE, HIGH DENSITY POLYETHYLENE (HDPE), & EXPANDED POLYPROPYLENE (EPP). THESE CAN BE USED IN CONJUNCTION WITH EACH OTHER, EXCEPT THAT A PRECAST RING SHALL NOT BE PLACED OVER AN HDPE OR EPP RING.
4. FOR PRECAST ADJUSTING RINGS, ALL ADJUSTING RING JOINTS AS WELL AS THE FRAME TO ADJUSTING RING JOINT SHALL BE SEALED WITH TWO 1" BEADS OF PRE-FORMED RUBBER BUTYL JOINT SEALER, INCLUDING FRAME TO CONCRETE JOINT. WHEN A FRAME REQUIRES PITCHING, A MIN. OF 3 SHIMS EQUALLY SPACED SHALL BE INSTALLED BETWEEN THE FRAME AND CONCRETE AND HYDRAULIC CEMENT SHALL BE USED TO FILL THE VOID BETWEEN THE FRAME & CONCRETE.
5. FOR HDPE OR EPP ADJUSTING RINGS, THE MAX. AMOUNT OF ADJUSTMENT IS 3" FOR HDPE & 6" FOR EPP. HDPE & EPP RINGS SHALL BE INSTALLED ACCORDING TO MANUFACTURER'S INSTRUCTIONS. WHEN A FRAME REQUIRES PITCHING, THE TOP RING SHALL BE AN 'ADJUSTMENT' RING PER MANUFACTURER'S INSTRUCTIONS.
6. NO TARRING OR GROUTING IS ALLOWED ON THE INSIDE OF MANHOLE OR ADJUSTMENT JOINTS.
7. ONLY ONE 2" RING ALLOWED PER MANHOLE. MAXIMUM ADJUSTMENT IS 12". MINIMUM ADJUSTMENT IS 4" UNLESS OFF-ROAD OR IN CURB & GUTTER ROADWAY.
8. WHEN ADJUSTING EXISTING MANHOLES, THE ENTIRE EXISTING ADJUSTMENT SHALL BE REMOVED AND REPLACED.
9. THE COMBINATION OF NEW ADJUSTING RINGS SHALL BE SUCH THAT THE MINIMUM NUMBER OF RINGS POSSIBLE ARE USED.
10. FLAT-TOPS ARE NOT PERMITTED ON 4' OR 5' DIA. MANHOLES.
11. REPLACEMENT OF EXISTING BARREL SECTIONS MAY BE REQUIRED TO MEET THE ABOVE REQUIREMENTS.

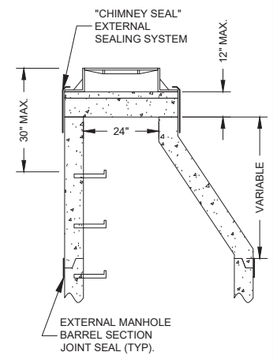

MANHOLE ADJUSTMENT DETAIL

(FOR ADJUSTMENT OF BOTH NEW & EXISTING MANHOLES)

rev. 3/11/20

DROP BOWL & DROP PIPE SIZING TABLE

INLET PIPE DIA.	DROP PIPE DIA. (MIN.)
4-6 INCH	4 INCH
8 INCH	6 INCH
10 INCH	8 INCH
>10 INCH	*
* PER MFG. OR AS DIRECTED BY RRWRD	

NOTES:

1. INSIDE DROP TYPE MANHOLES SHALL BE 5' MIN. INSIDE DIA.
2. ALL INSIDE DROP TYPE CONNECTIONS FOR SERVICES AND COLLECTOR SEWERS SHALL USE THE DROP AS PRODUCED BY RELINER-DURAN INC. OR EQUAL.
3. SEE TABLE FOR DROP BOWL AND DROP PIPE SIZES.
4. ALL INSIDE DROP PIPING SHALL BE PVC SDR35 ASTM-D3034.
5. ATTACH THE ROUND BACK DROP BOWL AND EACH CLAMPING BRACKET TO THE MANHOLE WALL WITH 3/8"x 1" MIN. STAINLESS STEEL BOLTS AND EPOXY IMPREGNATED LUGS PER MFG. RECOMMENDATIONS.
6. ALLOW 1" VERTICAL CLEARANCE BETWEEN INLET PIPE & BOWL.
7. CUT A 1" "V" NOTCH IN INVERT OF INLET PIPE.

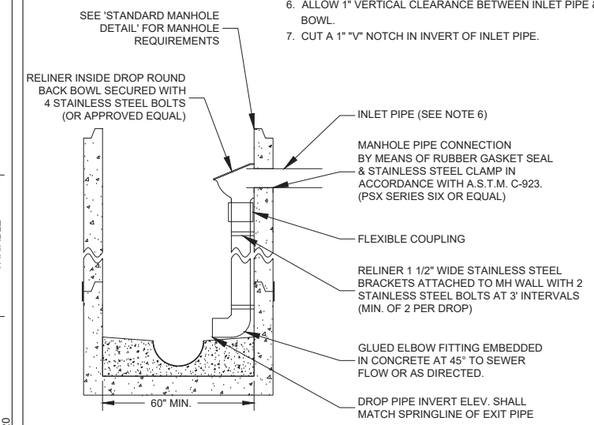

INSIDE DROP MANHOLE DETAIL

(*'STANDARD MANHOLE DETAIL'* SHALL APPLY)

rev. 5/15/18

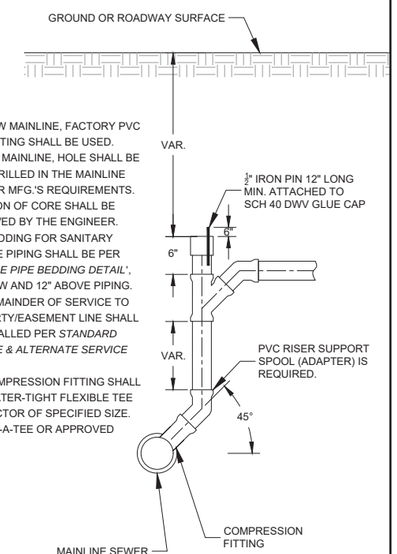

NOTES:

1. FOR NEW MAINLINE, FACTORY PVC WYE FITTING SHALL BE USED.
2. FOR EX. MAINLINE, HOLE SHALL BE CORE DRILLED IN THE MAINLINE PIPE PER MFG.'S REQUIREMENTS. LOCATION OF CORE SHALL BE APPROVED BY THE ENGINEER.
3. PIPE BEDDING FOR SANITARY SERVICE PIPING SHALL BE PER *'FLEXIBLE PIPE BEDDING DETAIL'*, 6" BELOW AND 12" ABOVE PIPING.
4. THE REMAINDER OF SERVICE TO PROPERTY/EASEMENT LINE SHALL BE INSTALLED PER *STANDARD SERVICE & ALTERNATE SERVICE DETAIL*.
5. THE COMPRESSION FITTING SHALL BE A WATER-TIGHT FLEXIBLE TEE CONNECTOR OF SPECIFIED SIZE. (INSERT-A-TEE OR APPROVED EQUAL).

VERTICAL SERVICE RISER DETAIL

(FOR MAINLINE DIA. 8" - 18")

rev. 5/15/18

NOTES:

1. REASONABLE CARE SHALL BE USED WHEN BACKFILLING OVER SEWER. NO MATERIALS SUCH AS ROCKS OR BOULDERS SHALL BE PLACED WITHIN 24" OF THE CROWN OF THE PIPE. NO MATERIAL LARGER THAN 8" DIA. SHALL BE USED IN THE BACKFILL.
2. LOOSE MATERIAL TO BE REMOVED OR COMPACTED PRIOR TO PLACING PIPE BEDDING.
3. BEDDING SHALL BE WELL HAUNCHED ALONG PIPE TO ENSURE VOIDS ARE ELIMINATED.

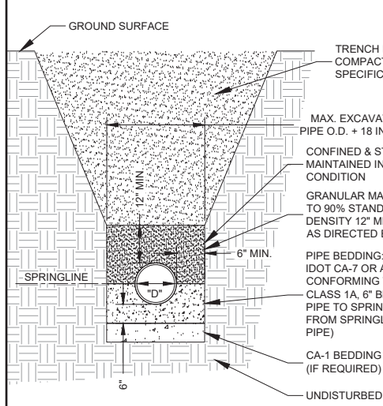

RIGID PIPE BEDDING DETAIL

rev. 3/11/20

NOTES:

1. REASONABLE CARE SHALL BE USED WHEN BACKFILLING OVER SEWER. NO MATERIALS SUCH AS ROCKS OR BOULDERS SHALL BE PLACED WITHIN 24" OF THE CROWN OF THE PIPE. NO MATERIAL LARGER THAN 8" DIA. SHALL BE USED IN THE BACKFILL.
2. LOOSE MATERIAL TO BE REMOVED OR COMPACTED PRIOR TO PLACING PIPE BEDDING.
3. BEDDING SHALL BE WELL HAUNCHED ALONG PIPE TO ENSURE VOIDS ARE ELIMINATED.

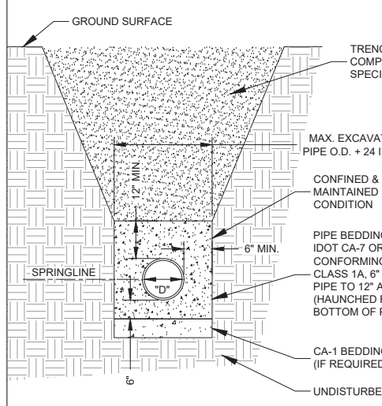

FLEXIBLE PIPE BEDDING DETAIL

rev. 3/11/20

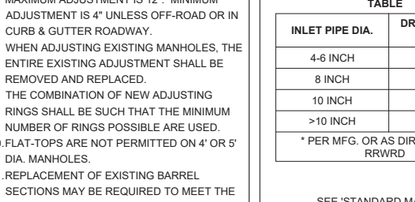

NOTES:

1. SERVICE CONNECTIONS TO SANITARY MAINS 18" DIA. OR LARGER SHALL BE BY MEANS OF INSERTED COMPRESSION FITTING AT A 45° ANGLE FROM HORIZONTAL AS SHOWN.
2. HOLE SHALL BE CORE DRILLED IN THE MAINLINE PIPE PER MFG.'S REQUIREMENTS.
3. LOCATION OF CORE SHALL BE APPROVED BY THE ENGINEER.
4. PIPE BEDDING SHALL BE PER *'FLEXIBLE PIPE BEDDING DETAIL'* 6" BELOW AND 12" ABOVE.
5. THE REMAINDER OF SERVICE TO PROPERTY/EASEMENT LINE SHALL BE INSTALLED PER *'STANDARD SERVICE & ALTERNATE SERVICE DETAIL'*.
6. THE COMPRESSION FITTING SHALL BE A WATER-TIGHT FLEXIBLE TEE CONNECTOR OF SPECIFIED SIZE. (INSERT-A-TEE OR APPROVED EQUAL).

SERVICE CONNECTION DETAIL FOR CONNECTION TO 18" DIA. OR LARGER PIPE

rev. 3/11/20

NOTES:

1. SANITARY SEWER MAINLINE SHALL BE INSTALLED PER *'FLEXIBLE PIPE BEDDING DETAIL'*.
2. PIPE BEDDING FOR SANITARY SERVICE PIPING SHALL BE PER *'FLEXIBLE PIPE BEDDING DETAIL'*, 6" BELOW AND 12" ABOVE PIPING.
3. ALL SCH 40 PVC PIPE & FITTINGS SHALL BE PER ASTM D-1785/D-2665.
4. ALL SDR26 WMQ PVC PIPE & FITTINGS SHALL BE PER ASTM D-2241/D-3139.
5. ALL DWV FITTINGS SHALL BE CLEANED, PRIMED, & GLUED.
6. MIN. DEPTH OF COVER SHALL BE 5'.
7. CLEANOUT CAP SHALL BE SCH 40 DWV GLUED CAP FOR NEW DEVELOPMENT OR SCH 40 GLUED SCREW CAP FOR EX. DEVELOPMENT.

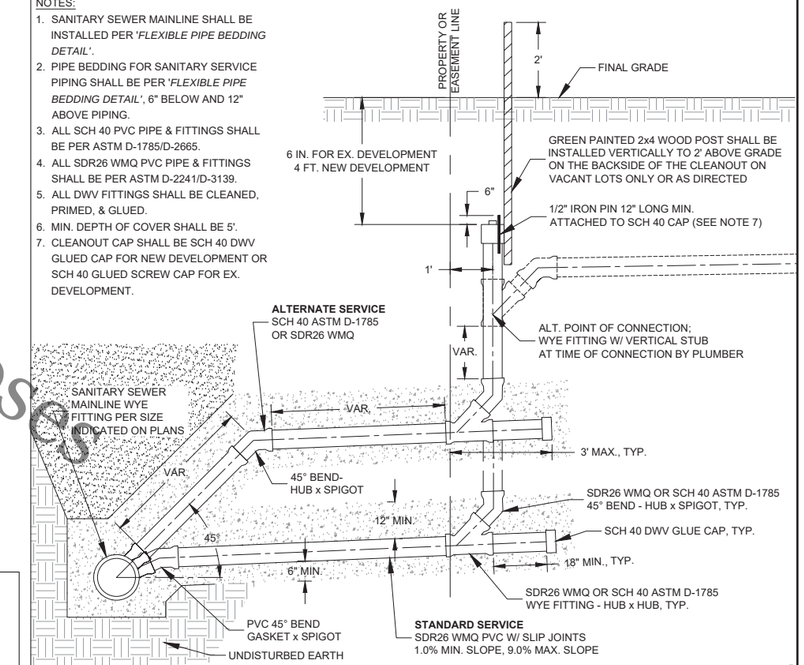

STANDARD SERVICE & ALTERNATE SERVICE DETAIL

(FOR MAINLINE DIA. 8" - 18")

rev. 4/1/19

NOTES:

1. SADDLE TEE OR SADDLE WYE ARE BOTH ACCEPTABLE FOR VCP MAIN.
2. CORE DRILL HOLE IN MAIN OR MODIFY EX. VCP FITTING FOR SADDLE DIMENSIONS.
3. APPLY 2 BEADS OF SILICONE CAULK TO UNDERSIDE OF SADDLE AROUND OPENING.

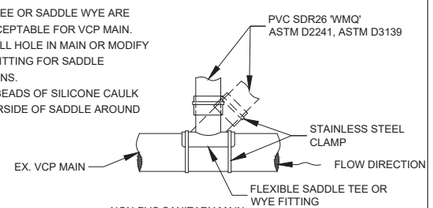

FLEXIBLE SADDLE CONNECTION DETAIL

(FOR SERVICE CONNECTIONS TO NON-PVC SANITARY MAINS LESS THAN 18" DIA.)

rev. 3/11/20

NOTES:

1. ONLY A SADDLE WYE IS ACCEPTABLE FOR A PVC MAIN.
2. CORE DRILL HOLE IN MAIN FOR SADDLE DIMENSIONS.
3. APPLY 2 BEADS OF SILICONE CAULK TO UNDERSIDE OF SADDLE AROUND OPENING.

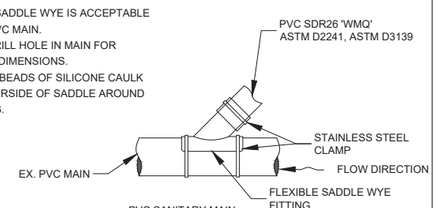

FLEXIBLE SADDLE CONNECTION DETAIL

(FOR SERVICE CONNECTIONS TO PVC SANITARY MAINS LESS THAN 18" DIA.)

rev. 3/11/20

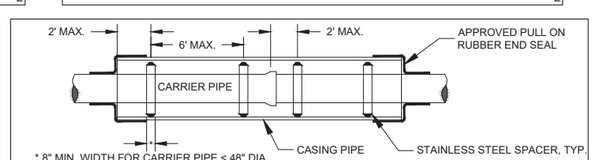

* 8" MIN. WIDTH FOR CARRIER PIPE < 48" DIA.
12" MIN. WIDTH FOR CARRIER PIPE ≥ 48" DIA.

NOTES:

1. CASING END SEALS & SPACERS SHALL BE AS MFG. BY CASCADE MFG., OR APPROVED EQUAL.
2. FOR FLEXIBLE CARRIER PIPE, SPACING OF SPACERS TO BE AS SHOWN, OR PER MFG.'S RECOMMENDATION.
3. FOR RIGID CARRIER PIPE, SPACING SHALL BE PER MFG.'S RECOMMENDATION.

CASING & SPACER DETAIL

rev. 5/15/18

Rock River Water Reclamation District

ROCK RIVER WATER RECLAMATION DISTRICT
STANDARD DETAIL SHEET
(NOT TO SCALE)
3501 KISHWAUKEE ST. P.O. BOX 7480
ROCKFORD, ILLINOIS 61109 PH. (815) 387-7660

ISSUE 3/11/2020

3/2/2020 Revisions:
Manhole Adjustment Detail: deleted previous note 5; added/modified notes 3,4,5,8,9.
Rigid Pipe Bedding Detail: added leader pertaining to trench wall.
Flexible Pipe Bedding Detail: added leader pertaining to trench wall.
Service Connection Detail For Connection To 18" Or Larger Pipe: added note 1.
Flexible Saddle Connection Details (2): added note below detail name.

Not to be used for bidding purposes

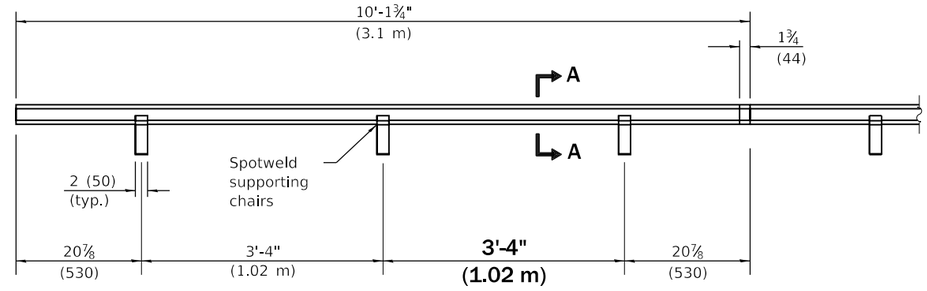

TYPE C METAL JOINT

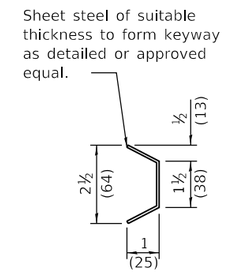

SECTION A-A

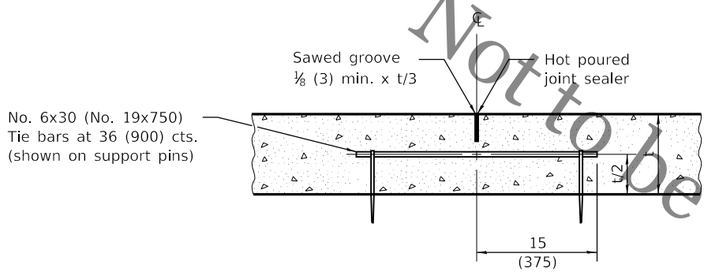

LONGITUDINAL SAWED JOINT

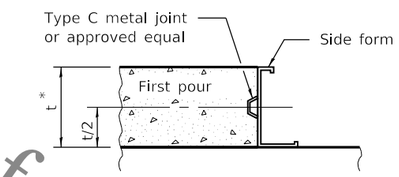

LONGITUDINAL KEYED JOINT

* 8 (203) min. pavement thickness for keyed joints.

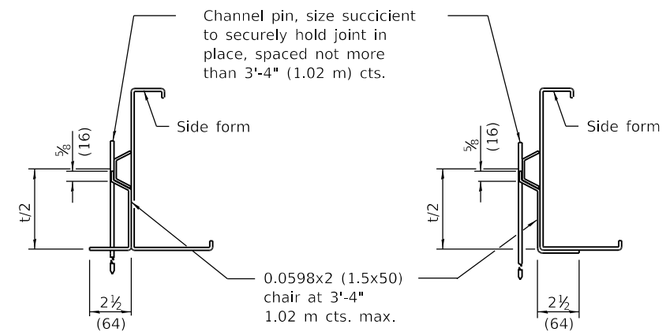

SUPPORTING CHAIR ALTERNATE

SUPPORTING CHAIR ALTERNATE

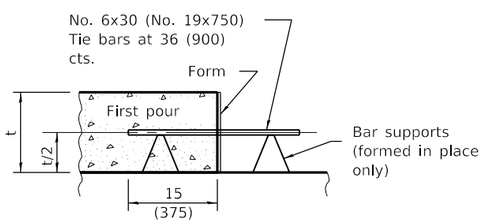

LONGITUDINAL CONSTRUCTION JOINT

(TIE BAR FORMED IN PLACE OR MECHANICALLY INSERTED)

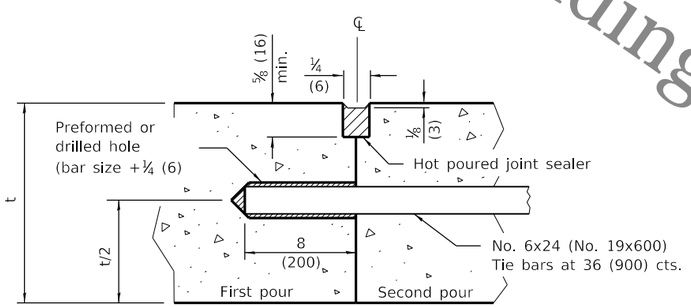

LONGITUDINAL CONSTRUCTION JOINT

(TIE BAR GROUTED IN PLACE)

Not to be used for bidding purposes

GENERAL NOTES

All slope ratios are expressed as units of vertical displacement to units of horizontal displacement (V:H).

All dimensions are in inches (millimeters) unless otherwise shown.

Illinois Department of Transportation

PASSED January 1, 2018
Michael Beard
ENGINEER OF POLICY AND PROCEDURES

APPROVED January 1, 2018
Maureen M. Addis
ENGINEER OF DESIGN AND ENVIRONMENT

ISSUED 1-1-97

DATE	REVISIONS
1-1-18	Changed tie bar spacing
	to 36 (900) cts. Revised
	DOWEL BAR TABEL.
1-1-08	Switched units to
	English (metric).

PAVEMENT JOINTS

(Sheet 1 of 2)

STANDARD 420001-09

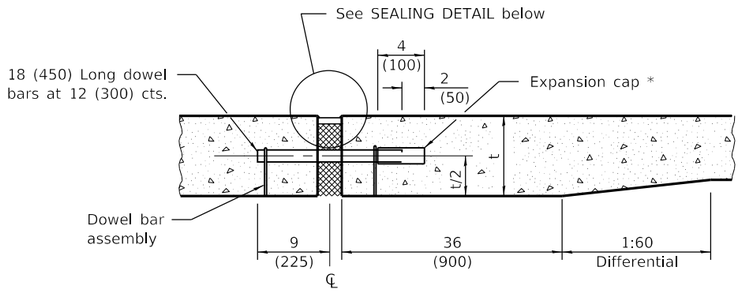

TRANSVERSE EXPANSION JOINT

(FOR PAVEMENTS WITH UNEQUAL THICKNESS)

* Expansion caps shall be installed on the exposed end of each dowel bar once the header has been removed and the joint filler material has been installed.

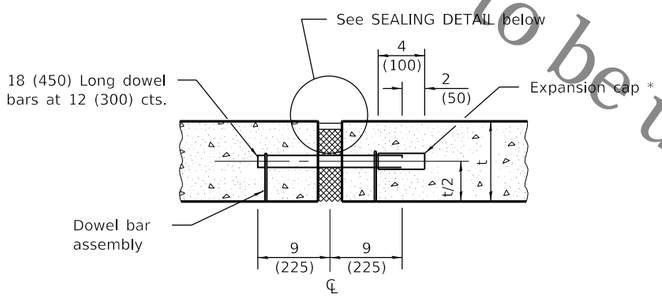

TRANSVERSE EXPANSION JOINT

(FOR PAVEMENTS WITH EQUAL THICKNESS)

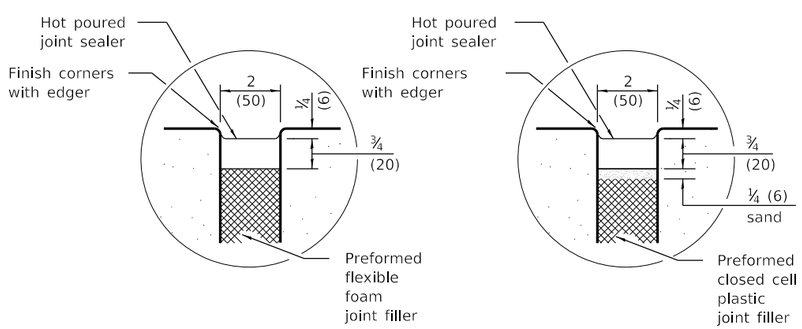

SEALING DETAIL

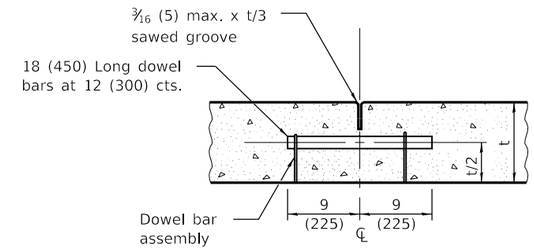

TRANSVERSE CONTRACTION JOINT

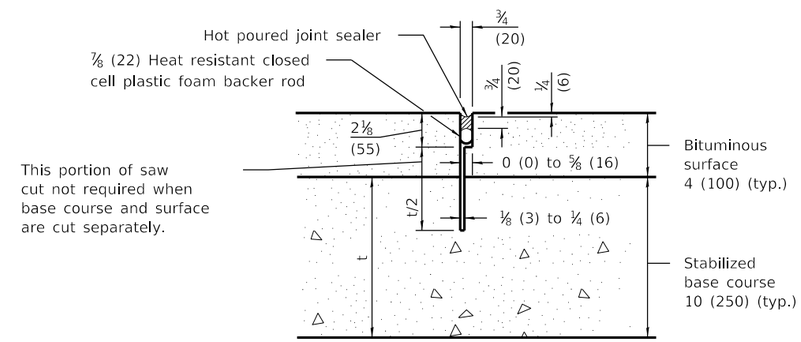

TRANSVERSE CONTRACTION JOINT

(FOR CAM, CFA AND LFA BASE COURSE MIXTURES)

DOWEL BAR TABLE	
PAVEMENT THICKNESS	DOWEL BAR DIAMETER
10 (250) or greater	1½ (38)
8 (200) thru 9.99 (249)	1¼ (32)
Less than 8 (200)	1 (25)

Not to be used for bidding purposes

Illinois Department of Transportation

PASSED January 1, 2018
Michael Brand
ENGINEER OF POLICY AND PROCEDURES

APPROVED January 1, 2018
Maureen M. Addis
ENGINEER OF DESIGN AND ENVIRONMENT

ISSUED 1-1-97

PAVEMENT JOINTS

(Sheet 2 of 2)

STANDARD 420001-09

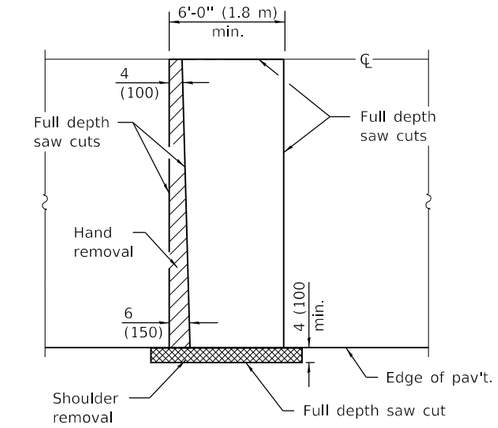

PAVEMENT SAWING DETAIL

(HMA SHOULDER)

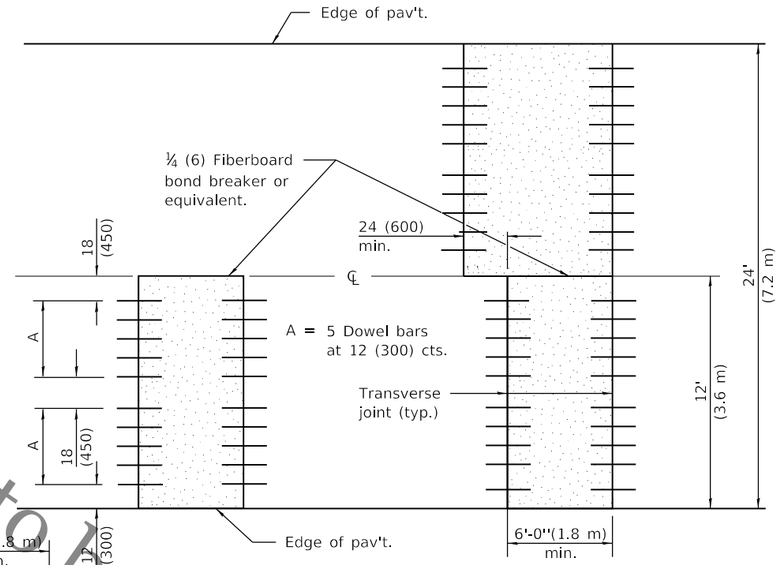

12' (3.6 m) WIDE LANES

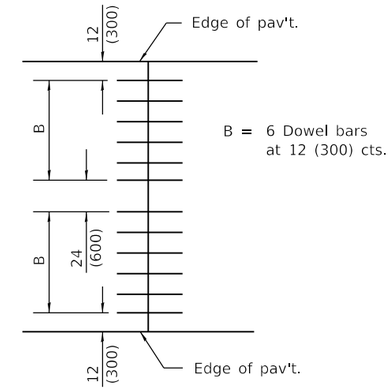

14' (4.2 m) WIDE RAMP

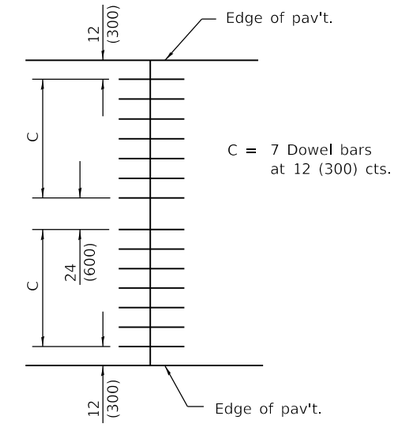

16' (4.8 m) WIDE RAMP

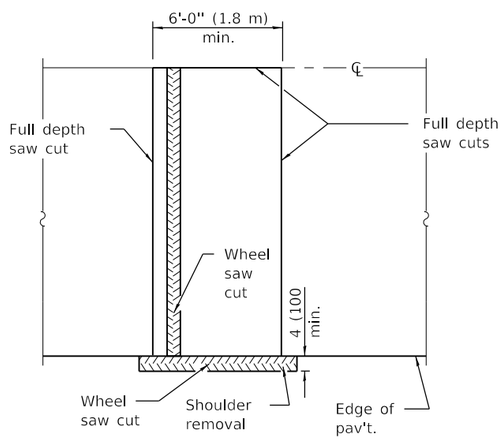

ALTERNATE SAWING DETAIL

(HMA SHOULDER)

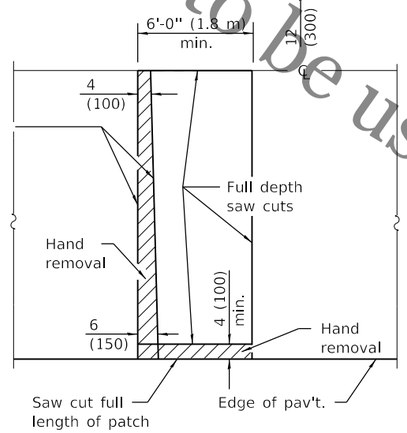

PAVEMENT SAWING DETAIL

(PCC SHOULDER)

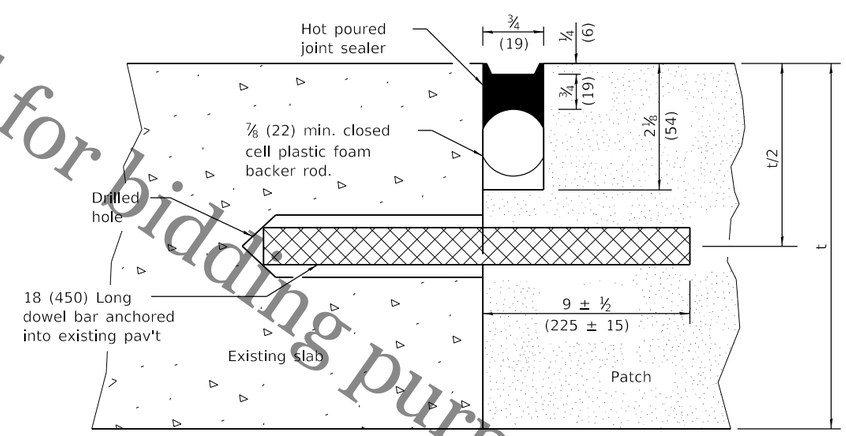

TRANSVERSE JOINT

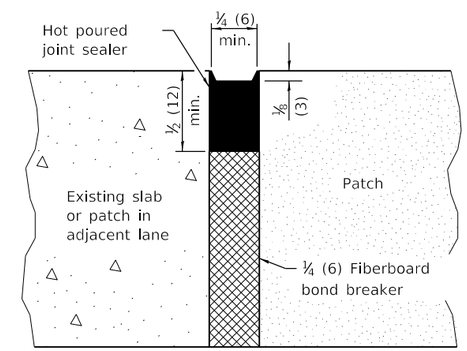

CENTERLINE JOINT

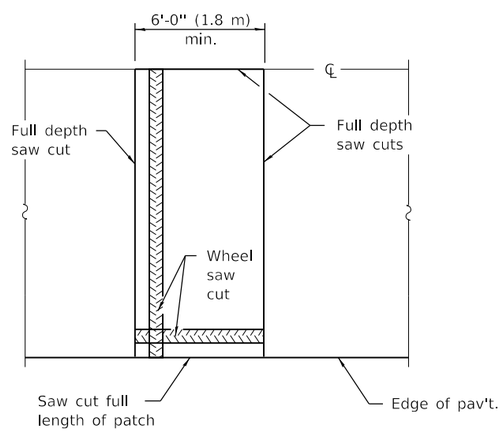

ALTERNATE SAWING DETAIL

(PCC SHOULDER)

DOWEL BAR TABLE		
PAVEMENT THICKNESS	DOWEL BAR DIAMETER	HOLE DIAMETER
10 (250) or greater	1½ (38)	1⅝ (41)
8 (200) thru 9.99 (249)	1¼ (32)	1⅜ (35)
Less than 8 (200)	1 (25)	1⅛ (29)

GENERAL NOTES

The transverse joints for Class B patches shall align with joints or cracks in the adjacent lane whenever possible.

See Standard 420701 for details of pavement fabric.

All dimensions are in inches (millimeters) unless otherwise shown.

Not to be used for bidding purposes

Illinois Department of Transportation

PASSED January 1, 2018
Michael Brand
ENGINEER OF POLICY AND PROCEDURES

APPROVED January 1, 2018
Maureen M. Bielen
ENGINEER OF DESIGN AND ENVIRONMENT

ISSUED 1-1-97

DATE	REVISIONS
1-1-18	Revised DOWEL BAR TABLE.
1-1-08	Switched units to
	English (metric).

CLASS B PATCHES

(Sheet 1 of 2)

STANDARD 442101-08

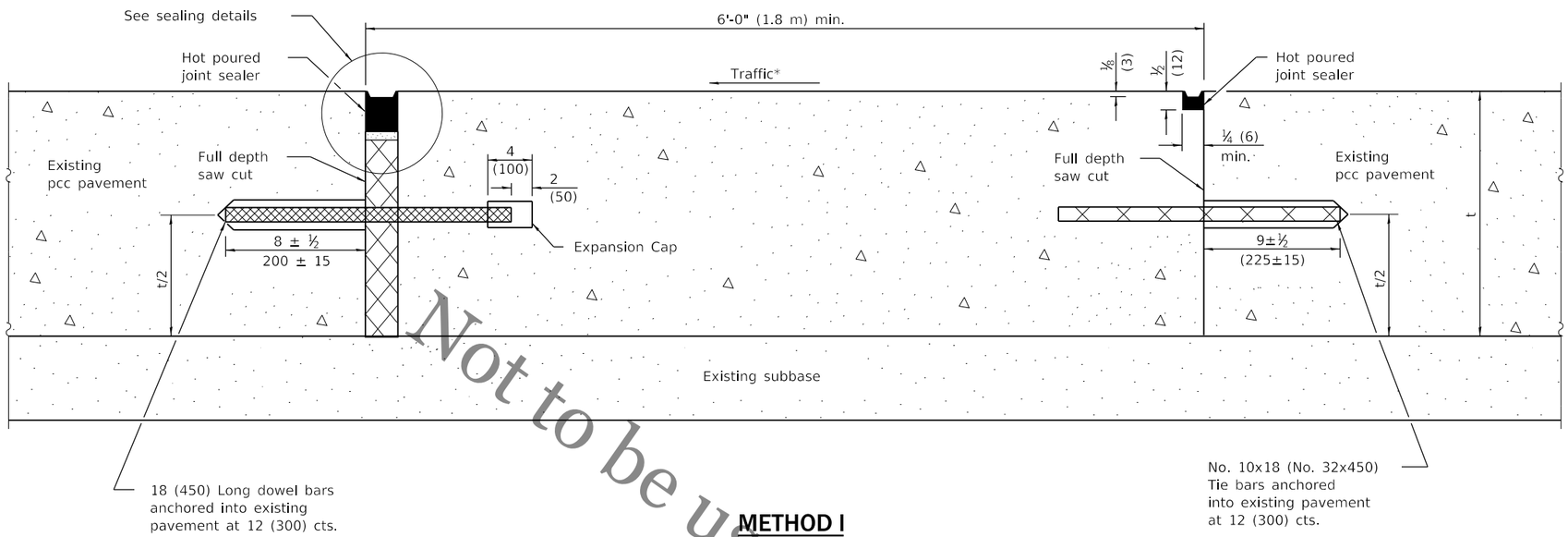

METHOD I

(Without Resurfacing)

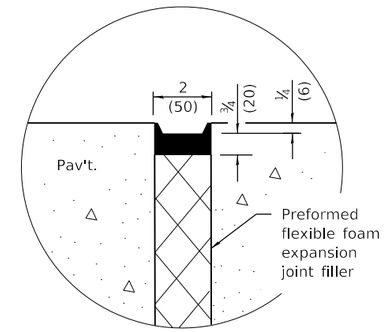

SEALING DETAIL

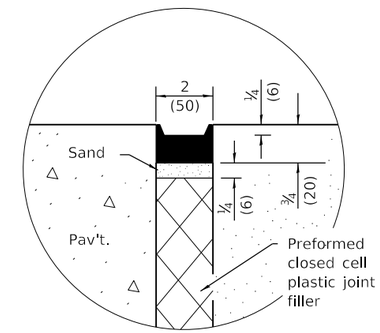

SEALING DETAIL

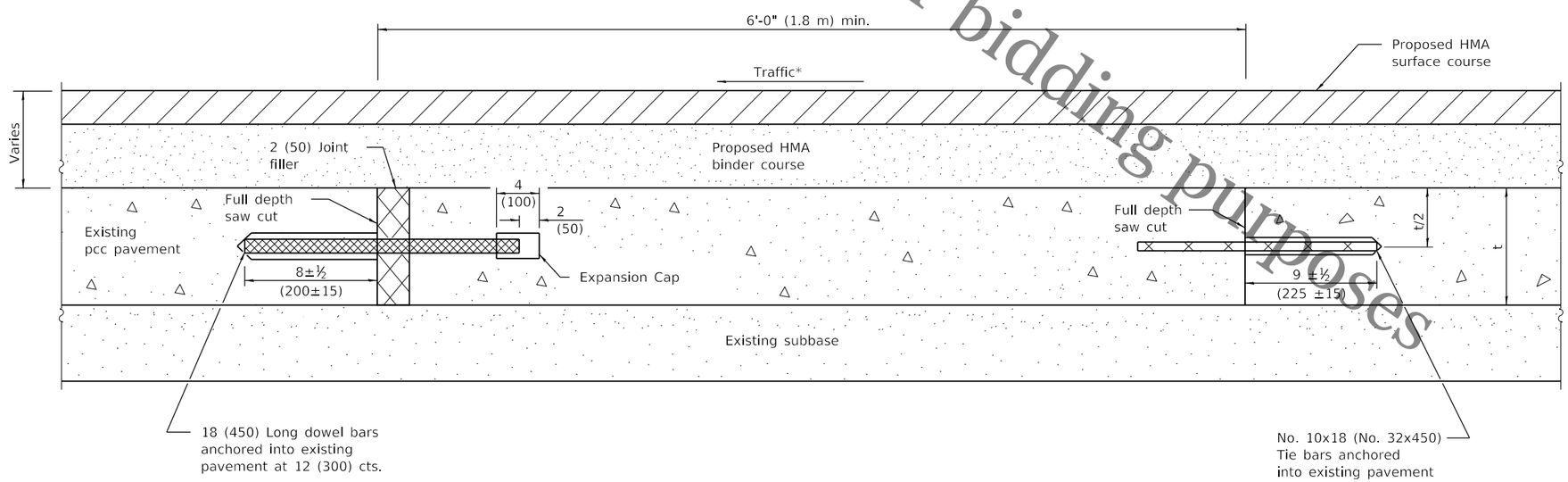

METHOD II

(With Resurfacing)

NOTE

* When re-establishing a transverse expansion joint on a two-lane, two-way road, reverse the orientation of the dowel bars with respect to traffic for one of the patches such that the joint will be continuous across both lanes.

Not to be used for bidding purposes

Illinois Department of Transportation

PASSED January 1, 2018

Michael Brand
ENGINEER OF POLICY AND PROCEDURES

APPROVED January 1, 2018

Maureen M. Addis
ENGINEER OF DESIGN AND ENVIRONMENT

ISSUED 1-1-97

CLASS B PATCHES

(Sheet 2 of 2)

STANDARD 442101-08

CLASS C

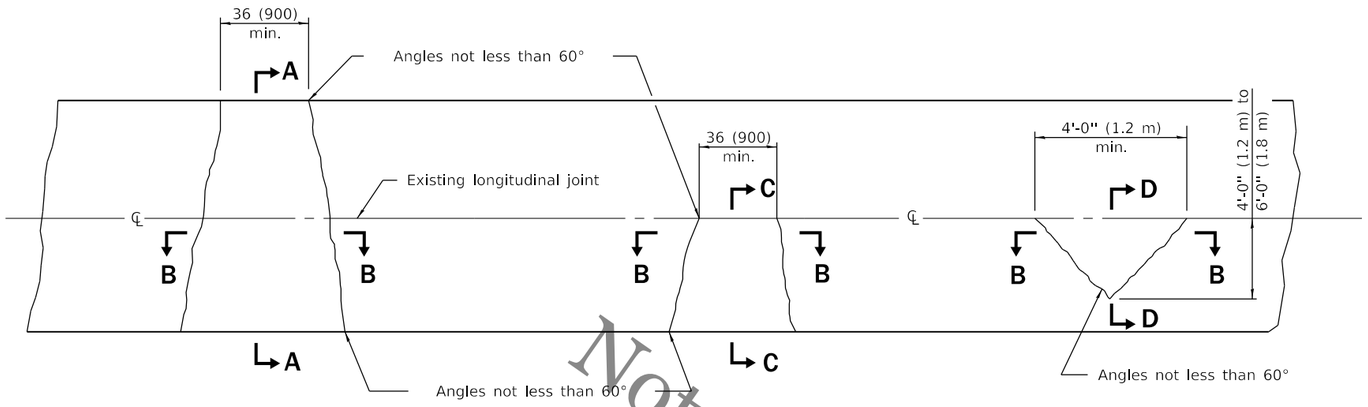

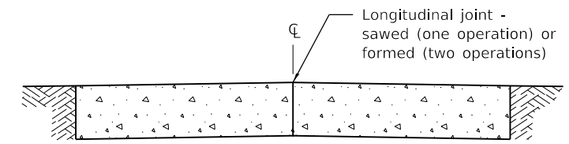

SECTION A-A

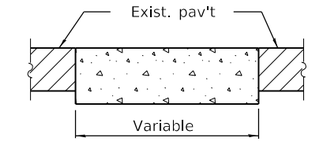

SECTION B-B

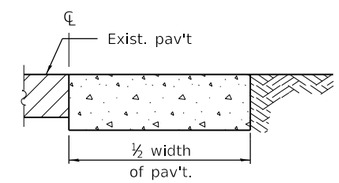

SECTION C-C

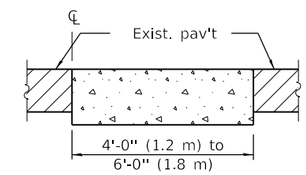

SECTION D-D

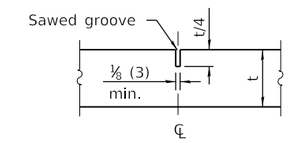

DETAIL OF SAWED CONTRACTION JOINT

Note:
Longitudinal joints shall be as detailed on Standard 420001, except tie bars are not required for patches 20'-0" (6.0 m) or less in length.

CLASS D

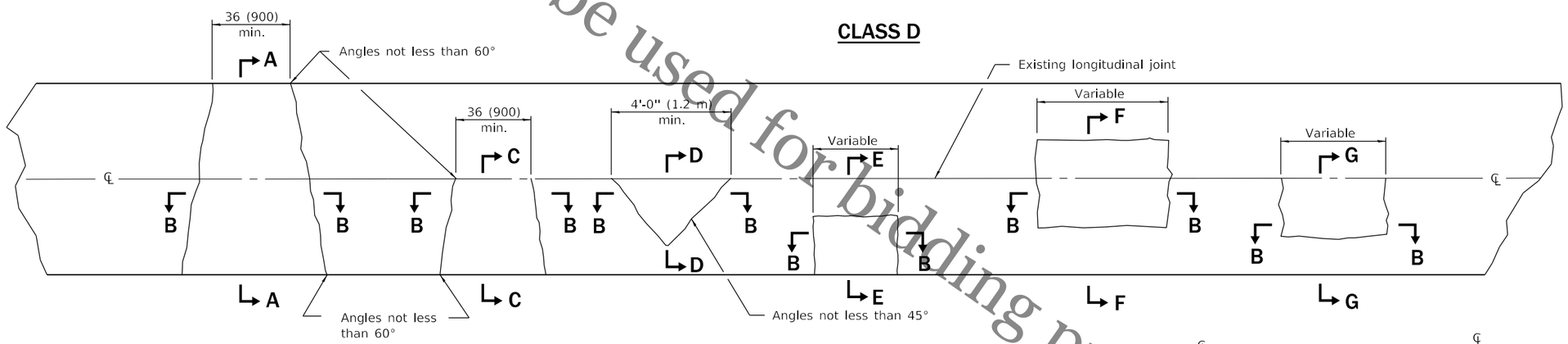

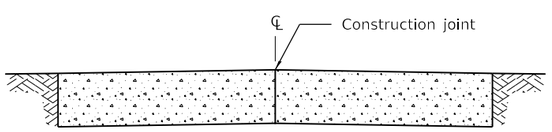

SECTION A-A
(Built in two operations)

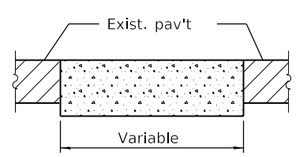

SECTION B-B

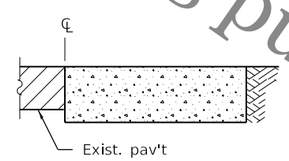

SECTION C-C

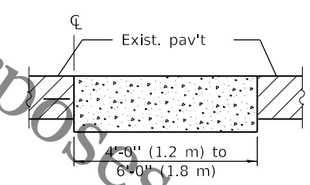

SECTION D-D

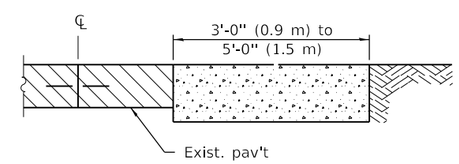

SECTION E-E

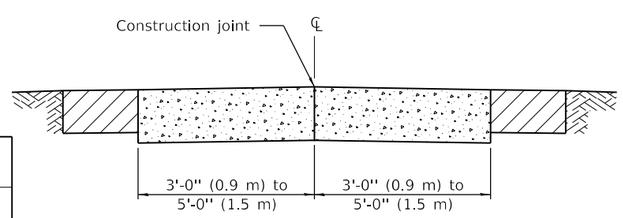

SECTION F-F
(Built in two operations)

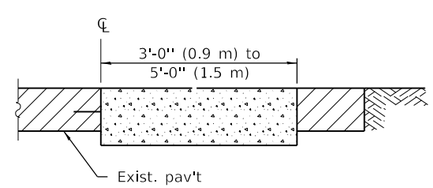

SECTION G-G

GENERAL NOTES

Existing tie bars shall be either cut or removed.
Marginal bars shall be cut.

All dimensions are in inches (millimeters) unless otherwise shown.

Illinois Department of Transportation

PASSED January 1, 2008
ENGINEER OF POLICY AND PROCEDURES
APPROVED January 1, 2008
ENGINEER OF DESIGN AND ENVIRONMENT

ISSUED 1-1-97

DATE	REVISIONS
1-1-08	Switched units to
	English (metric).
1-1-07	Revised Note for
	Class C patches.

CLASS C and D PATCHES

STANDARD 442201-03

Not to be used for bidding purposes

TRAFFIC CONTROL FOR ROAD CLOSURE

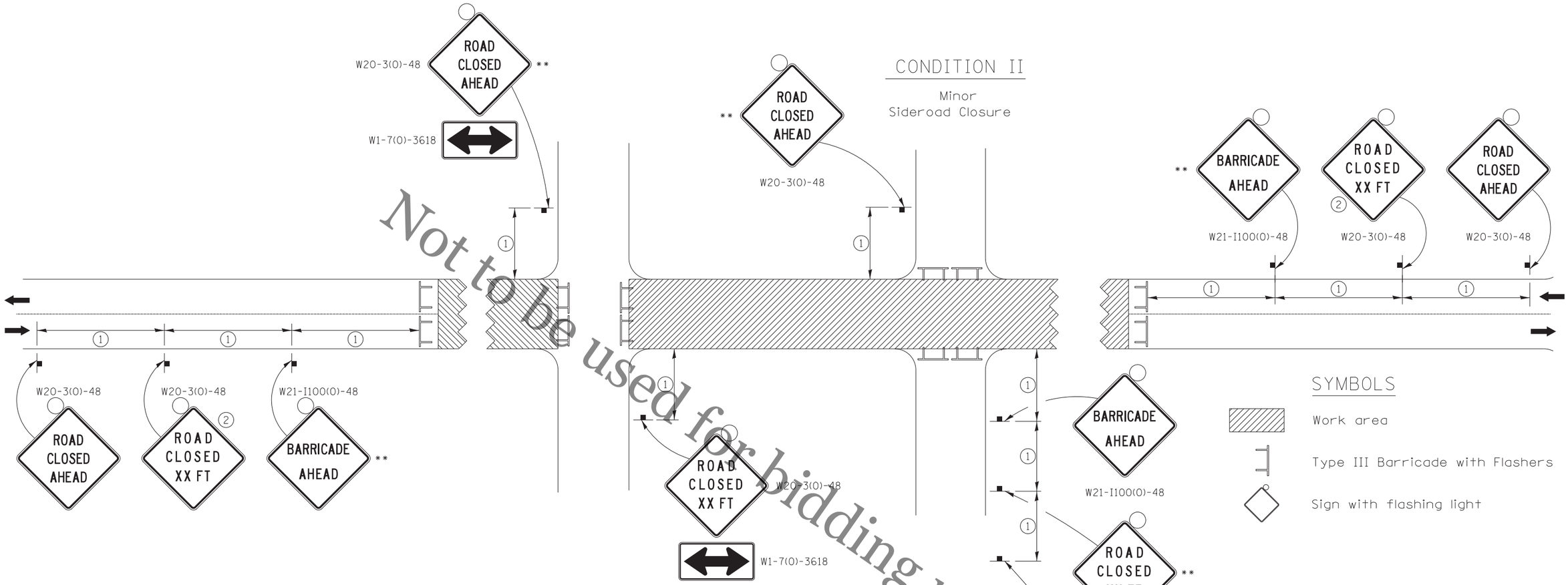

SYMBOLS

Work area

Type III Barricade with Flashers

Sign with flashing light

① SIGN SPACING TABLE

Posted Speed	Sign Spacing
45 MPH and above	500′
Below 45 MPH	250′

② SIGN LEGEND

Posted Speed Limit	Distance
45 MPH and above	1000′
Below 45 MPH	500′

ROAD CLOSED TO THRU TRAFFIC BARRICADE SET UP

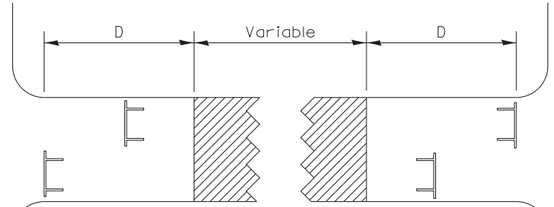

Type III Barricades and R11-4-4830 signs shall be as shown in "Road Closed To Thru Traffic" detail on Highway Standard 701901. If the distance "D" exceeds 2000′ an additional set of barricades and R11-4-4830 shall be placed at each end of the work area.

GENERAL NOTES

Longitudinal dimensions may be adjusted to fit field conditions.

Side roads requiring all three signs as shown in CONDITION I (Major Sideroad Closure), shall be listed in the special provision.

** Where local access is to be maintained, barricades are to be set up as shown in "Road Closed To Thru Traffic". Type III Barricades and R11-2-4830 signs shall be as shown in "Road Closed To All Traffic" detail on Highway Standard 701901.

All dimensions are in inches unless otherwise shown.

TYPICAL APPLICATION FOR ROAD CLOSURE

Not to be used for bidding purposes

FILE NAME = District 2 Standard	USER NAME = IDOT/District 2	DESIGNED -	REVISED - 8-03-17	STATE OF ILLINOIS DEPARTMENT OF TRANSPORTATION	REGION 2 / DISTRICT 2 STANDARD	F.A. RTE.	SECTION	COUNTY	TOTAL SHEETS / SHEET NO.
		DRAWN -	REVISED - 1-05-16						
	PLOT SCALE = 1.0000 ′ / in.	CHECKED -	REVISED - 8-27-13					CONTRACT NO.	
	PLOT DATE = 1/10/2019	DATE -	REVISED - 10-17-11		SCALE: SHEET NO. OF SHEETS STA. TO STA.	FED. ROAD DIST. NO.	ILLINOIS	FED. AID PROJECT	

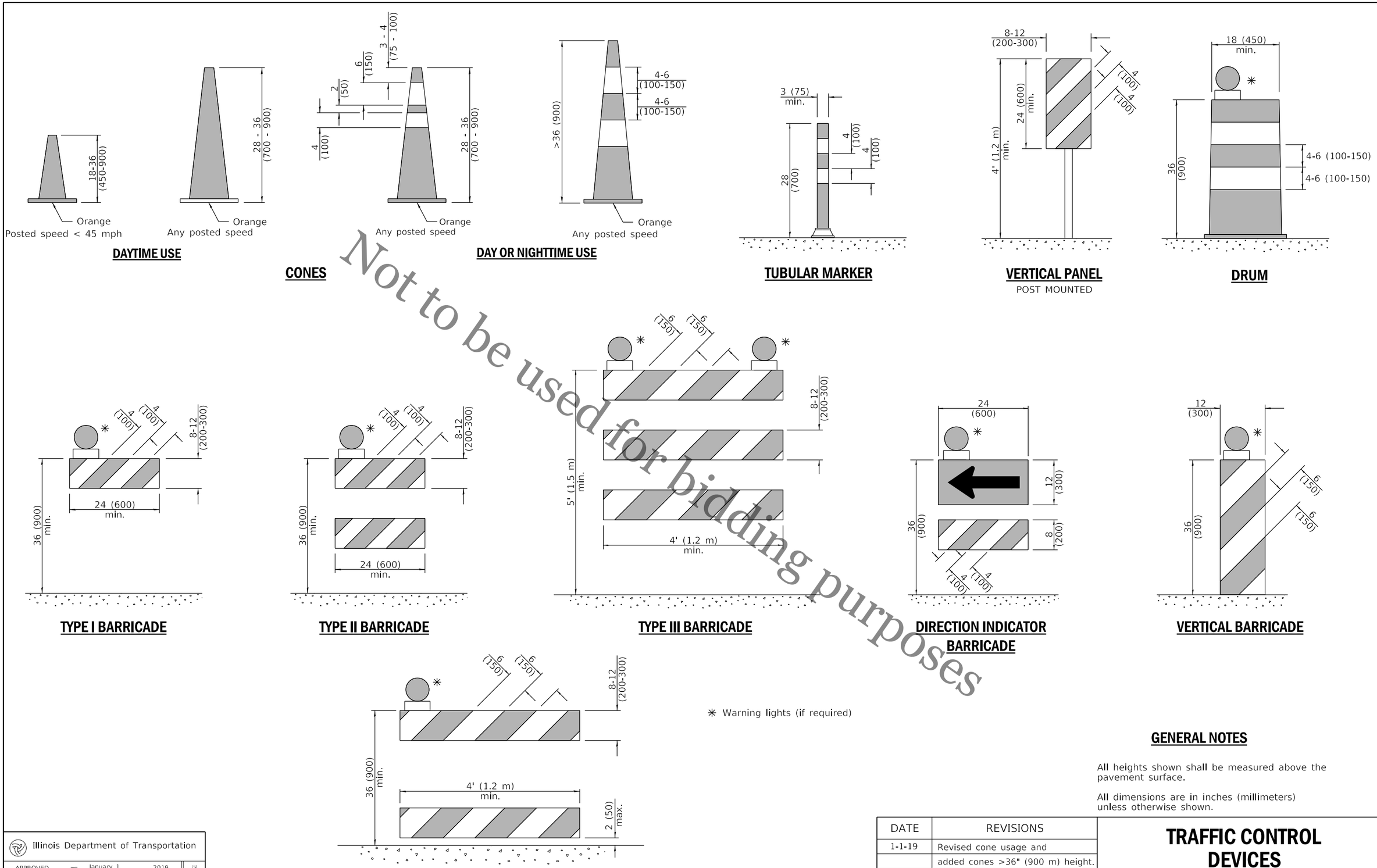

Not to be used for bidding purposes

GENERAL NOTES

All heights shown shall be measured above the pavement surface.

All dimensions are in inches (millimeters) unless otherwise shown.

Illinois Department of Transportation

APPROVED January 1, 2019
ENGINEER OF SAFETY PROG. AND ENGINEERING

APPROVED January 1, 2019
ENGINEER OF DESIGN AND ENVIRONMENT

ISSUED 1-1-13

DATE	REVISIONS
1-1-19	Revised cone usage and
	added cones >36" (900 m) height.
1-1-18	Revised END WORK ZONE
	SPEED LIMIT sign from
	orange to white background.

TRAFFIC CONTROL DEVICES

(Sheet 1 of 3)

STANDARD 701901-08

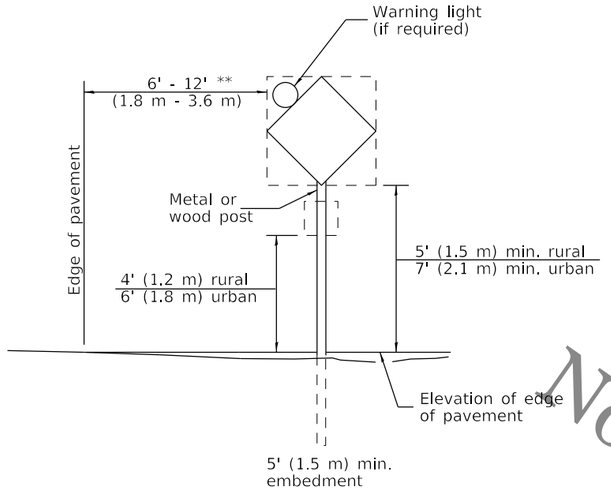

POST MOUNTED SIGNS

** When curb or paved shoulder are present this dimension shall be 24 (600) to the face of curb or 6' (1.8 m) to the outside edge of the paved shoulder.

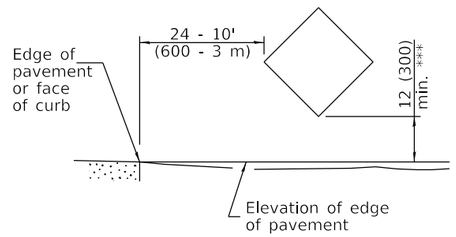

SIGNS ON TEMPORARY SUPPORTS

*** When work operations exceed four days, this dimension shall be 5' (1.5 m) min. If located behind other devices, the height shall be sufficient to be seen completely above the devices.

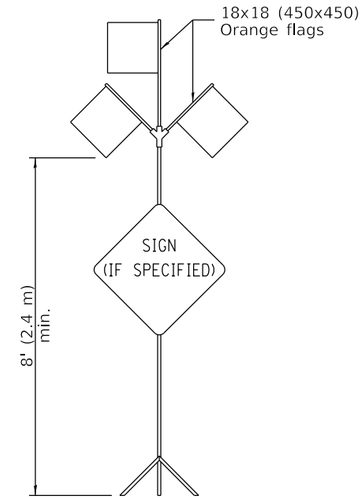

HIGH LEVEL WARNING DEVICE

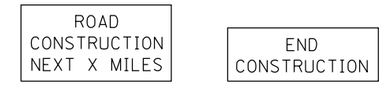

G20-I104(0)-6036 G20-I105(0)-6024

This signing is required for all projects 2 miles (3200 m) or more in length.

ROAD CONSTRUCTION NEXT X MILES sign shall be placed 500' (150 m) in advance of project limits.

END CONSTRUCTION sign shall be erected at the end of the job unless another job is within 2 miles (3200 m).

Dual sign displays shall be utilized on multi-lane highways.

WORK LIMIT SIGNING

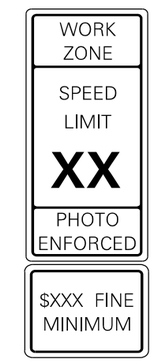

W21-III5(0)-3618

R2-1-3648

R10-I108p-3618 ****

R2-I106p-3618

Sign assembly as shown on Standards or as allowed by District Operations.

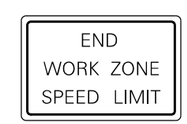

G20-I103-6036

This sign shall be used when the above sign assembly is used.

HIGHWAY CONSTRUCTION SPEED ZONE SIGNS

**** R10-I108p shall only be used along roadways under the juristiction of the State.

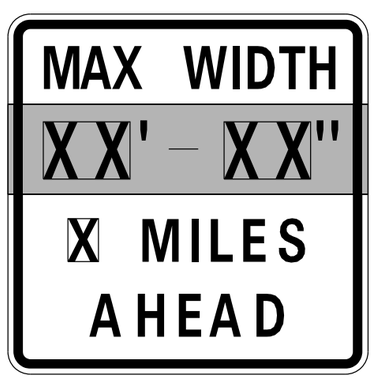

W12-I103-4848

WIDTH RESTRICTION SIGN

XX'-XX" width and X miles are variable.

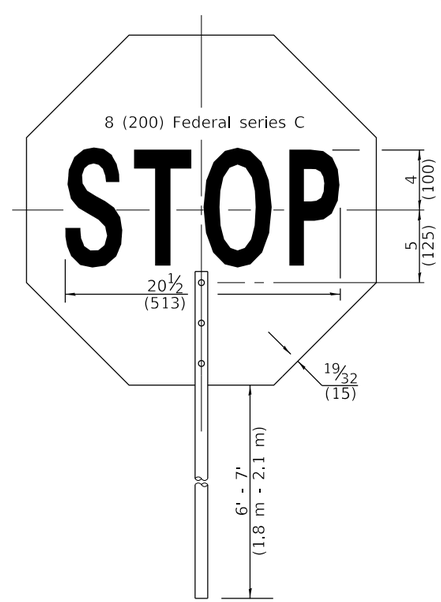

FRONT SIDE

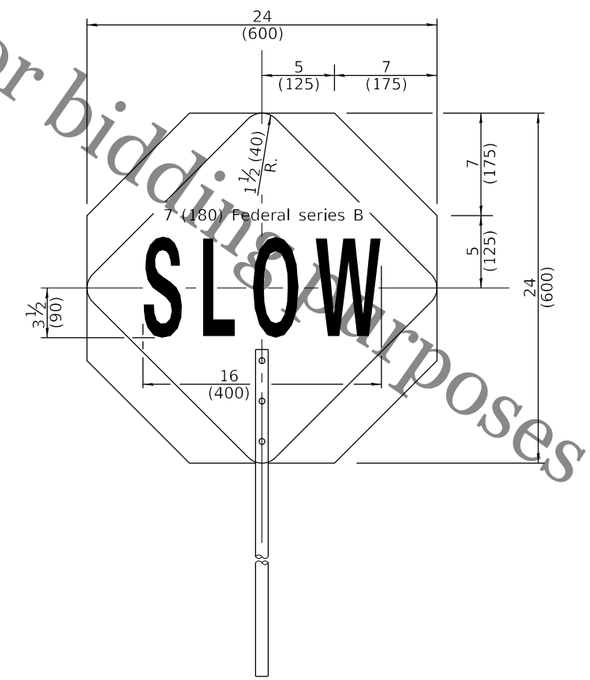

REVERSE SIDE

FLAGGER TRAFFIC CONTROL SIGN

Not to be used for bidding purposes

Illinois Department of Transportation

APPROVED January 1, 2019
ENGINEER OF SAFETY PROG. AND ENGINEERING

APPROVED January 1, 2019
ENGINEER OF DESIGN AND ENVIRONMENT

ISSUED 1-1-13

TRAFFIC CONTROL DEVICES

(Sheet 2 of 3)

STANDARD 701901-08

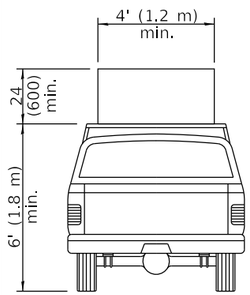

TYPE A
ROOF MOUNTED

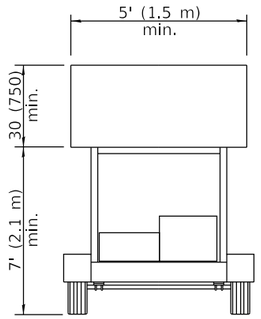

TYPE B
ROOF OR TRAILER MOUNTED

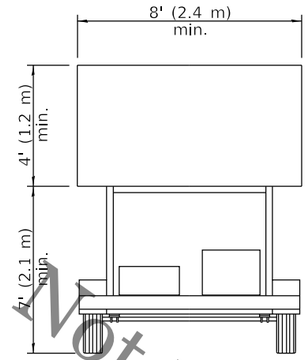

TYPE C
TRAILER MOUNTED

ARROW BOARDS

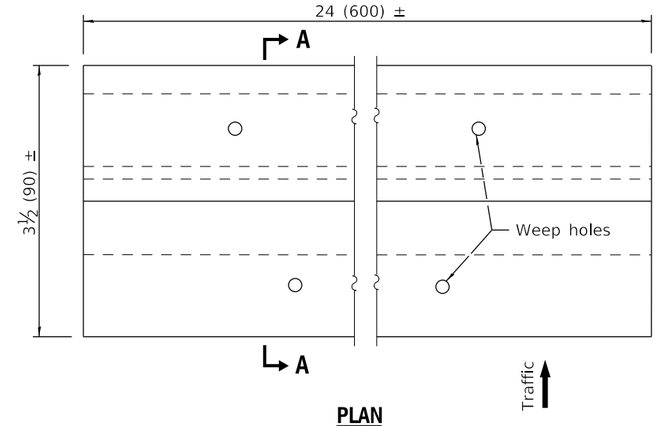

PLAN

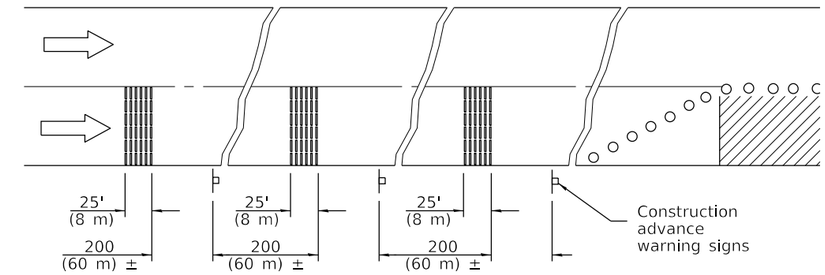

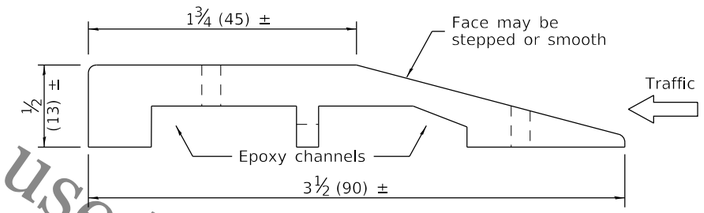

SECTION A-A

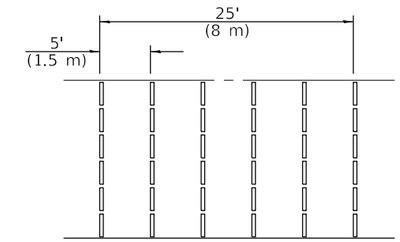

TYPICAL INSTALLATION

TEMPORARY RUMBLE STRIPS

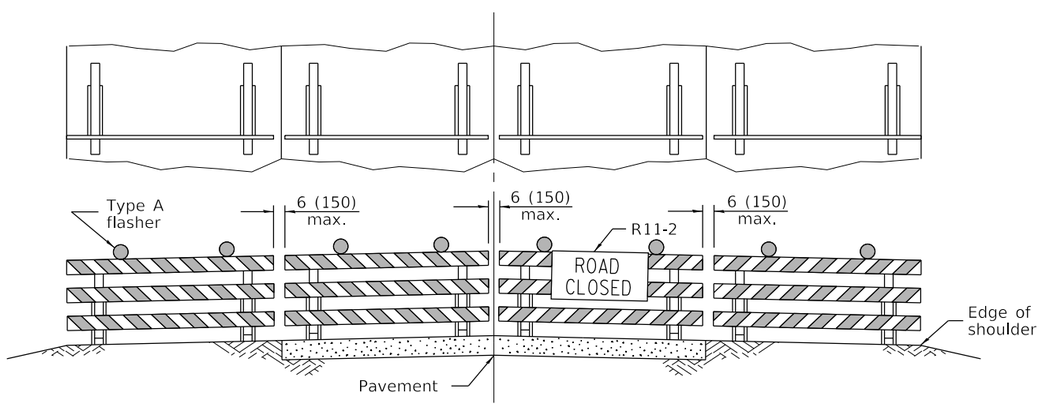

ROAD CLOSED TO ALL TRAFFIC

Reflectorized striping may be omitted on the back side of the barricades. If a Type III barricade with an attached sign panel which meets NCHRP 350 is not available, the sign may be mounted on an NCHRP 350 temporary sign support directly in front of the barricade.

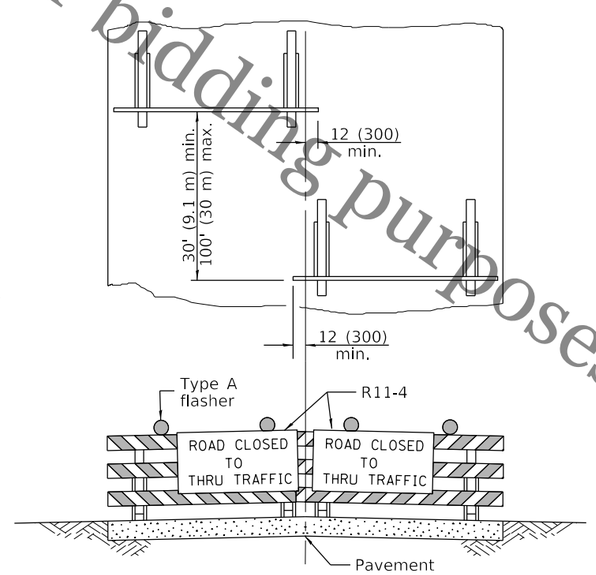

ROAD CLOSED TO THRU TRAFFIC

Reflectorized striping shall appear on both sides of the barricades. If a Type III barricade with an attached sign panel which meets NCHRP 350 is not available, the signs may be mounted on NCHRP 350 temporary sign supports directly in front of the barricade.

TYPICAL APPLICATIONS OF
TYPE III BARRICADES CLOSING A ROAD

Not to be used for bidding purposes

Illinois Department of Transportation

APPROVED January 1, 2019
ENGINEER OF SAFETY PROG. AND ENGINEERING

APPROVED January 1, 2019
ENGINEER OF DESIGN AND ENVIRONMENT

ISSUED 1-1-13

TRAFFIC CONTROL DEVICES

(Sheet 3 of 3)

STANDARD 701901-08

Section VI

General Provisions & Technical Specifications for Sanitary Sewer Construction

(Separate document incorporated by reference)

Not to be used for bidding purposes