

MAY 07 2018

TIANA J. McCALL

ORDINANCE NO. 17/18-B-02

A COMBINED ANNUAL BUDGET AND APPROPRIATIONS ORDINANCE FOR THE
ROCK RIVER WATER RECLAMATION DISTRICT
FOR THE FISCAL YEAR BEGINNING MAY 1, 2018, AND ENDING APRIL 30, 2019

SECTION I. That the following budget, containing an estimate of the cash balances at the beginning of the fiscal year, the revenues to be received during the fiscal year from all sources and expenditures contemplated for such fiscal year, and a statement of the estimated cash balances at the end of such year, be and the same is hereby adopted as the Combined Annual Budget of the Rock River Water Reclamation District, Rockford, Illinois, for the fiscal year beginning May 1, 2018, and ending April 30, 2019:

Estimated Cash Balances as of May 1, 2018

General Operations Fund	\$ 18,880,054	
Public Benefit Fund	\$ 3,400,000	
Special Assessment Fund	\$ 2,600,000	
Bond Fund	\$ -	
Total Cash Balances		\$ 24,880,054

Plus Estimated Cash Receipts

User Charges for Wastewater Treatment		\$34,661,803
Taxes		
Replacement Taxes	\$ 1,375,000	
Property Taxes:		
Corporate Levy	\$ 3,793,460	
Chlorination Levy	\$ 828,820	
Special Service Area Levy	\$ 6,100	
Public Benefit Levy	\$ 362,550	
Total Taxes		\$ 6,365,930
Other Fees and Charges		
Collection Charges and Penalties	\$ 379,034	
Connection Fees and Frontage Charges	\$ 481,500	
Inspection Fees	\$ 288,878	
Miscellaneous Other Charges	\$ 227,179	
Total Other Charges		\$ 1,376,591
Other Receipts		
State Revolving Loan	\$ 8,270,000	
Commercial Loan / Bond Issue	\$ -	
Rental Income	\$ 152,000	
Interest	\$ 149,219	
Total Other Receipts		\$ 8,571,219
Total Estimated Receipts All Funds		\$ 50,975,542
Total Beginning Cash Balance and Estimated Receipts All Funds		\$ 75,855,597

Estimated Expenditures

Operating Expenditures		
Departmental Expenditures	\$ 22,983,244	
Contingency	\$ -	
Total Operating Expenditures		\$ 22,983,244
Capital Outlays (Including Contingency)		\$ 25,213,817
Public Benefit Expenditures for Special Assessment Projects		\$ 250,000
Total Estimated Expenditures		\$ 48,447,061
Loan Payments		\$ 8,513,187
Total Appropriations		\$ 56,960,248
Estimated Cash Balances as of April 30, 2019		\$ 18,895,349

SECTION II. That the several amounts set opposite the several objects and purposes listed below are hereby appropriated for the fiscal year commencing May 1, 2018, and ending April 30, 2019, which appropriations shall constitute the appropriation ordinance of said District for the aforementioned fiscal year.

APPROPRIATION

The following sums are hereby appropriated for the purpose set opposite said sums for said fiscal year:

GENERAL OPERATIONS ENTERPRISE FUND:

Operations and Maintenance

Personnel

Salaries	\$ 9,113,569	
Employee Insurance	\$ 2,502,298	
IMRF Employer Contribution	\$ 1,056,524	
FICA Employer Contribution	\$ 771,511	
Worker's Compensation	\$ 486,877	
Miscellaneous Benefits	\$ 12,960	
Total Personnel Costs		\$ 13,943,739

Supplies

Departmental Supplies	\$ 1,082,900	
Periodicals, Postage and Reproduction Costs	\$ 59,370	
Small Tools & Equipment	\$ 158,400	
Chemicals	\$ 607,700	
Other	\$ 45,850	
Total Supplies		\$ 1,954,220

Contractual

Professional & Legal Services	\$ 217,550	
Outside Services	\$ 1,300,950	
Solid Waste Disposal	\$ 276,000	
Leases and Maintenance Contracts	\$ 750,800	
Business Insurance	\$ 315,000	
Natural Gas	\$ 133,850	

Electricity	\$	716,700	
Other Utilities	\$	244,000	
Generator Maintenance	\$	186,540	
Education, Travel, Dues & Memberships	\$	204,125	
Bank Fees & Credit Card Charges	\$	110,000	
Sewer Call Expense	\$	30,000	
Miscellaneous Expense	\$	180,540	
Total Contractual Expenses	\$	4,666,055	
Agricultural Land Expenses	\$	52,130	
Repairs & Maintenance	\$	2,367,100	
Total Departmental Expenses	\$		22,983,244

Capital Improvement, Replacement Projects and Equipment

Treatment Plant Improvements

Landscaping and Grounds Improvements	\$	50,000	
Other Unidentified Projects	\$	100,000	
Nutrient Removal	\$	250,000	
Property Purchases	\$	100,000	
Administration Building Remodeling	\$	100,000	
Painting & Coating - Lift Stations and Treatment Plant	\$	75,000	
HVAC Replacement	\$	75,000	
Cogeneration - Heat Utilization	\$	950,000	
Plant Roadway Replacement	\$	300,000	
Grease Dumping Station	\$	480,000	
Railings for Clarifiers	\$	650,000	
New Maintenance Facility (Design)	\$	15,000	
Lab Improvements	\$	55,000	
Gravity Belt Thickener Expansion	\$	1,500,000	
Total Treatment Plant Improvements	\$		4,700,000

Sewers and Lift Stations

Other Trunk Participation and Misc. Projects	\$	400,000	
McCurry Road Trunk Sewer (Rt 251 to Path)	\$	100,000	
Fuller Creek Trunk Extension	\$	4,000,000	
McDonald Creek Trunk South Branch	\$	250,000	
Unsewered Area Program	\$	25,000	
Projects - Miscellaneous Engineering	\$	40,000	
Queen Oaks Trunk w/ Pump Station	\$	10,000	
Special Assessment - Off Site	\$	125,000	
Total Sewers and Lift Stations	\$		4,950,000

Collection System Rehabilitation

Sewer System Lining Program	\$	400,000	
W State St Sewer Replace - Phase 2	\$	20,000	

Service Lateral Lining	\$	950,000	
Collection System Rehabilitation	\$	850,000	
Service Repair/Cleaning (6 inch)	\$	600,000	
Other Unidentified Collection System Rehab	\$	300,000	
North Maint St Sewer Rehab w/ Road Reconstruction	\$	1,300,000	
Harrison Ave Reconstruction Sewer Repairs	\$	200,000	
Creek Crossing Protection Program	\$	75,000	
Interstate Diversion Basin Flow Monitor & Smoke Test	\$	30,000	
Brookview Rd / Spring Creek Sewer Rehab	\$	20,000	
Renrose & Rock System Rehab	\$	60,000	
Total Collection System Rehabilitation			\$ 4,805,000

Replacement Projects

Other Unidentified Projects	\$	250,000	
Plant Concrete Repair	\$	1,400,000	
Chlorination Repairs and Tank Replacement	\$	80,000	
Abandon Winnebago Plant & Pump Station Upgrade	\$	790,000	
Lift Station Generator Replacement	\$	350,000	
Cherry Valley Lift Station Parallel Forcemain	\$	2,830,000	
Sludge Storage Building Rehab	\$	15,000	
Roof Replacement	\$	220,000	
Parkson Screen Repairs	\$	900,000	
Grit Building HVAC Replacement	\$	320,000	
RAS Pump Replacement or Repair	\$	350,000	
Biogas Compressor	\$	40,000	
Main Pump Water Piping Replace	\$	25,000	
Main Pump Water VFD Replace	\$	47,000	
Dewatering Bldg Stairway	\$	20,000	
Cherry Valley #2 Pump Replace	\$	200,000	
Total Replacement Projects			\$ 7,837,000

Equipment

Engineering equipment	\$	60,000	
Information Technology Services equipment	\$	1,221,317	
Laboratory and Waste Processing equipment	\$	289,400	
Vehicles and Heavy Equipment	\$	1,351,100	
Total Equipment			\$ 2,921,817

Total Capital Improvement & Replacement Projects			\$ 25,213,817
Loan Payments			\$ 8,513,187
TOTAL GENERAL OPERATIONS			\$ 56,710,248

PUBLIC BENEFIT FUND:

**Public Benefit Participation in New
Special Assessment Projects:**

Mulford Road (Proposed)	<u>\$ 250,000</u>	
Total New Special Assessment Projects		\$ 250,000


TOTAL PUBLIC BENEFIT		<u>\$ 250,000</u>
-----------------------------	--	--------------------------

TOTAL APPROPRIATIONS		<u><u>\$ 56,960,248</u></u>
-----------------------------	--	------------------------------------

SECTION III. All unexpended balances of any item or items appropriated by this Ordinance may be expended in making up any deficiency in any item or items aforesaid in accordance with law.

SECTION IV. This ordinance shall be kept available for public inspection for not less than 30 days after its passage and approval. The Clerk of said District shall cause a Notice to be published of a public hearing held on said Combined Budget and Appropriation Ordinance. Said meeting shall be held on April 23, 2018, at 5:15 o'clock p.m. in the offices of the Rock River Water Reclamation District, 3501 Kishwaukee Street, Rockford, Illinois, in said District, and said Notice shall be published at least 30 days prior by publication in the Rockford Register Star, a newspaper published in said District as required by law.

SECTION V. The Clerk of said Rock River Water Reclamation District shall, within thirty days of its adoption, file with the County Clerk of Winnebago County, Illinois, a certified copy of this Ordinance, together with an estimate, certified by the Chief Fiscal Officer, of Revenues by Source anticipated to be received by the Rock River Water Reclamation District for the fiscal year beginning May 1, 2018, and ending April 30, 2019.




President, Board of Trustees

ATTEST:



Clerk, Board of Trustees


PASSED: 4/23/18




ORDINANCE CERTIFICATION

I, Richard T. Pollack, Clerk/Treasurer of the Rock River Water Reclamation District, Rockford, Illinois, in Winnebago County, Illinois, do hereby certify that, as such officer, I am the keeper and custodian of the books, papers, records, and ordinances of said District; that the foregoing document entitled "A Combined Annual Budget and Appropriations Ordinance for the Rock River Water Reclamation District for the Fiscal Year Beginning May 1, 2018, and Ending April 30, 2019" and further identified as Ordinance 17/18-B-02 is a true and correct copy of the original ordinance passed by the Board of Trustees of the Rock River Water Reclamation District in said County of Winnebago, at a regular meeting of said Board of Trustees held on February 26, 2018, as said original Ordinance appears in my office, and as the same appears in the Record Book of said Rock River Water Reclamation District.

IN WITNESS WHEREOF, I have hereunto set my hand and the official seal of the Rock River Water Reclamation District this 23rd day of April, 2018.


Clerk, Board of Trustees
Rock River Water Reclamation District

(SEAL)



**ESTIMATE OF REVENUE BY SOURCE
 ANTICIPATED TO BE RECEIVED BY THE
 ROCK RIVER WATER RECLAMATION DISTRICT
 IN FISCAL YEAR 2018-2019**


Estimated revenues by sources expected to be received during fiscal year 2017-2018 (beginning May 1, 2018, and ending April 30, 2019), by the Rock River Water Reclamation District:

User Charges for Wastewater Treatment		\$ 34,661,803	
Taxes			
Replacement Taxes	\$ 1,375,000		
Property Taxes:			
Corporate Levy	\$ 3,793,460		
Chlorination Levy	\$ 828,820		
Special Service Area Levy	\$ 6,100		
Public Benefit Levy	\$ 362,550		
Total Taxes		\$ 6,365,930	
Other Fees and Charges			
Collection Charges and Penalties	\$ 379,034		
Connection Fees and Frontage Charges	\$ 481,500		
Inspection Fees	\$ 288,878		
Miscellaneous Other Charges	\$ 227,179		
Total Other Charges		\$ 1,376,591	
Other Receipts			
State Revolving Loan	\$ 8,270,000		
Commercial Loan / Bond Issue	\$ -		
Rental Income	\$ 152,000		
Interest	\$ 149,219		
Total Other Receipts		\$ 8,571,219	
Total Estimated Receipts All Funds			\$ 50,975,542

**CERTIFICATE OF ESTIMATE OF SOURCES OF REVENUE FOR THE
ROCK RIVER WATER RECLAMATION DISTRICT
FOR THE FISCAL YEAR 2018-2019**

I, Richard T. Pollack, Clerk/Treasurer of the Board of Trustees of the Rock River Water Reclamation District, located in the County of Winnebago, State of Illinois, do hereby certify that I am the Clerk/Treasurer of the Board of Trustees of such District and as the financial officer of the District: that the attached document entitled "Estimate of Revenue By Source Anticipated to be Received by the Rock River Water Reclamation District in Fiscal year 2018-2019" is a true and correct statement of the estimated revenues by source anticipated to be received by the Rock River Water Reclamation District during Fiscal Year 2018-2019, which fiscal year began May 1, 2018, and ends April 30, 2019.

IN WITNESS WHEREOF, I have hereunto set my hand and the official seal of said Rock River Water Reclamation District this 23rd day of April, 2018.



Clerk, Board of Trustees
Rock River Water Reclamation District

(SEAL)

